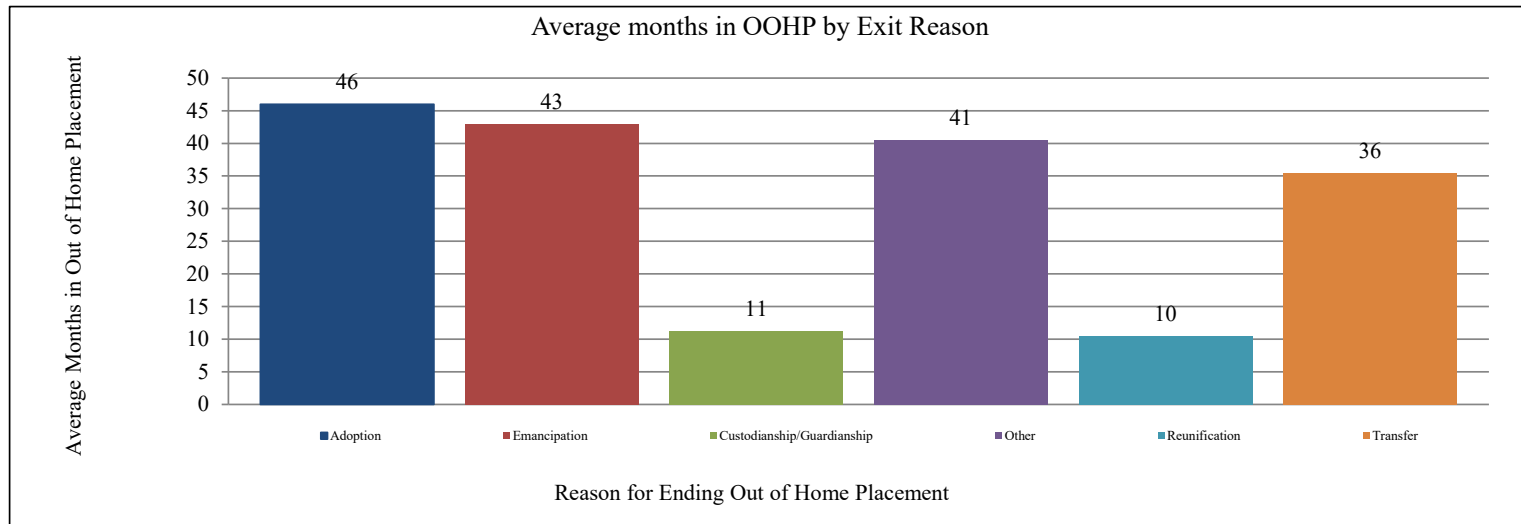




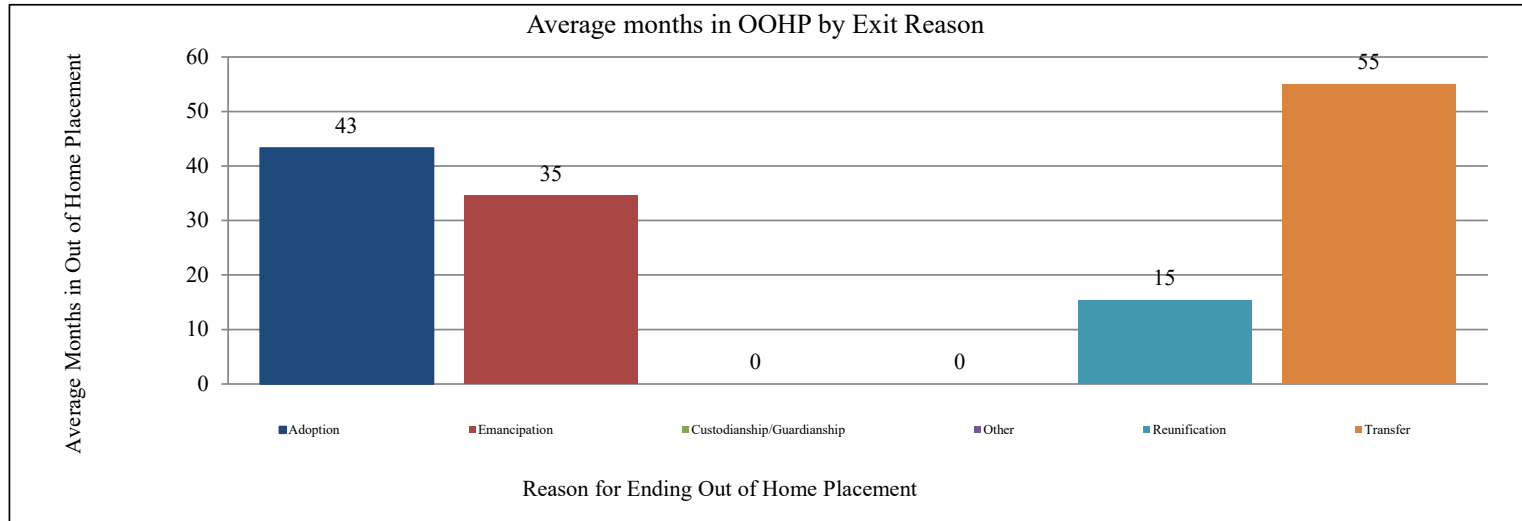
Length of Stay and Reason for Ending Out of Home Placement SFY2025
July 1, 2024 - July 31, 2024

Statewide	JUL	AUG	SEP	Oct	NOV	DEC	JAN	FEB	MAR	APR	MAY	JUN	Total	Max Age	Min Age	Avg Age	Max Days	Min Days	Avg Mos
Adoption	64												64	17	1	7	3,232	400	46
Emancipation	46												46	21	18	18	6,307	122	43
Custodianship/Guardianship	5												5	17	6	12	803	49	11
Other	2												2	18	17	18	2,148	364	41
Reunification	137												137	17	0	10	1,765	2	10
Transfer	6												6	16	6	12	1,681	74	36
Total	260												260	21	0	11	6,307	2	25.8



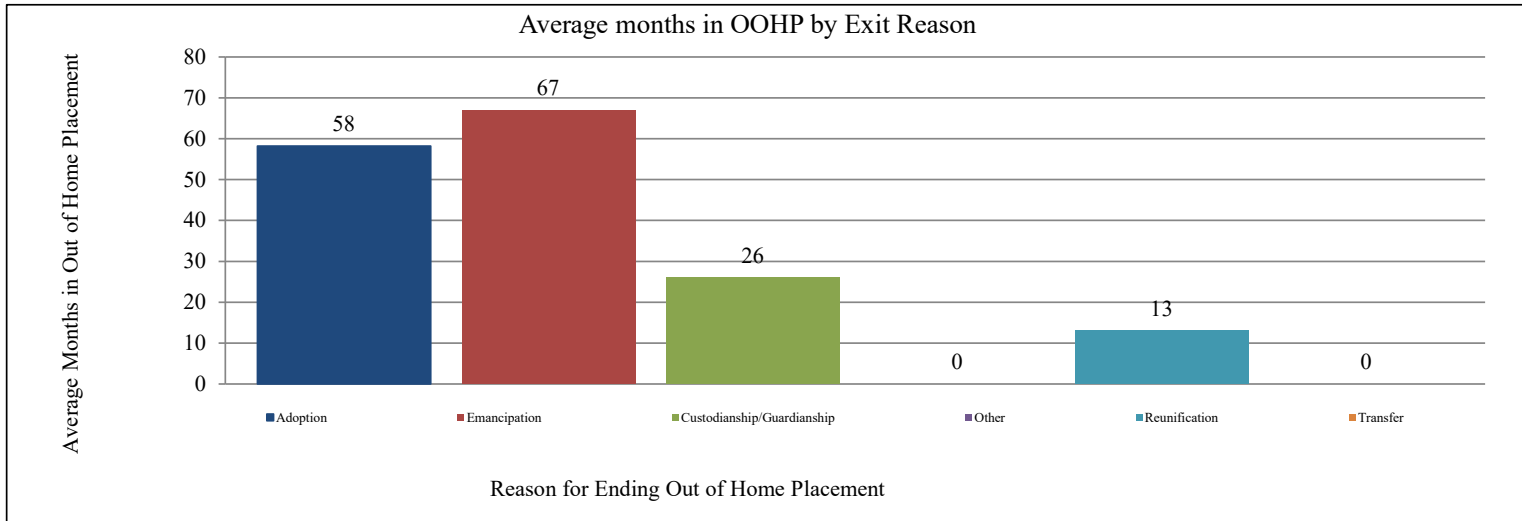
Length of Stay and Reason for Ending Out of Home Placement SFY2025

Kansas City Region	JUL	AUG	SEP	Oct	NOV	DEC	JAN	FEB	MAR	APR	MAY	JUN	Total	Max Age	Min Age	Avg Age	Max Days	Min Days	Avg Mos
Adoption	13												13	17	1	8	3,232	473	43
Emancipation	2												2	18	18	18	1,335	792	35
Custodianship/Guardianship	0												0	0	0	0	0	0	0
Other	0												0	0	0	0	0	0	0
Reunification	16												16	16	1	8	847	165	15
Transfer	3												3	10	6	8	1,681	1,681	55
Total	34												34	18	1	8	3,232	165	30.6



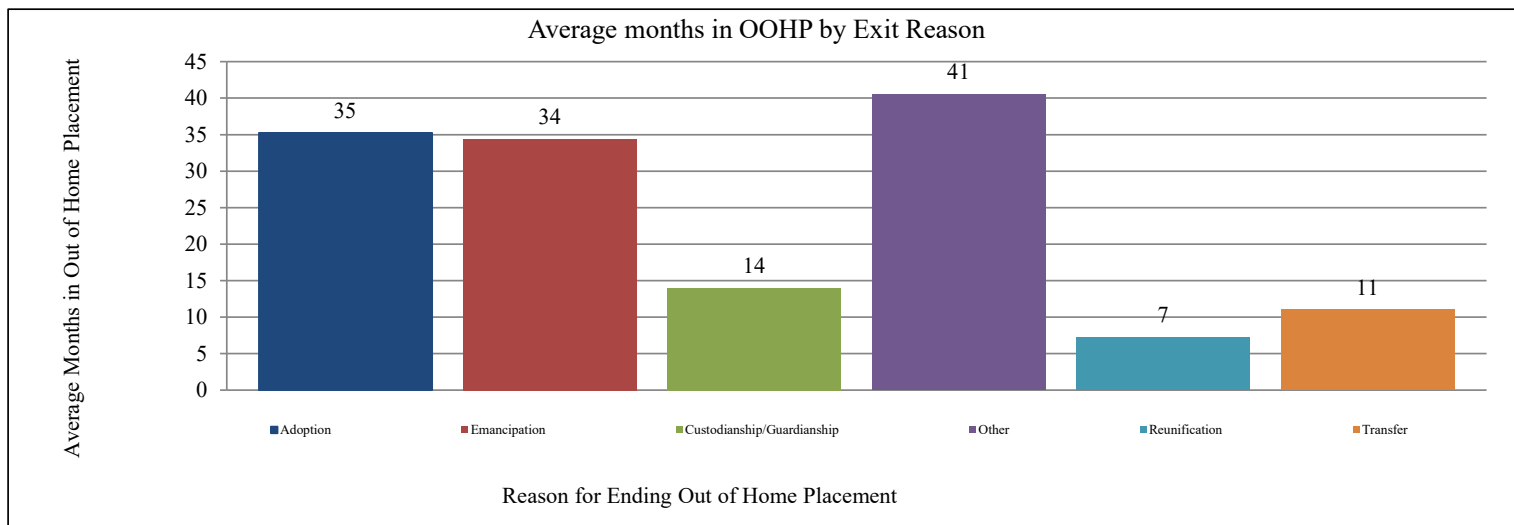
Length of Stay and Reason for Ending Out of Home Placement SFY2025

Northeast Region	JUL	AUG	SEP	Oct	NOV	DEC	JAN	FEB	MAR	APR	MAY	JUN	Total	Max Age	Min Age	Avg Age	Max Days	Min Days	Avg Mos
Adoption	5												5	17	3	9	2,595	1,315	58
Emancipation	6												6	20	18	18	6,307	469	67
Custodianship/Guardianship	1												1	11	11	11	803	803	26
Other	0												0	0	0	0	0	0	0
Reunification	19												19	17	1	11	1,103	2	13
Transfer	0												0	0	0	0	0	0	0
Total	31												31	20	1	12	6,307	2	31.2

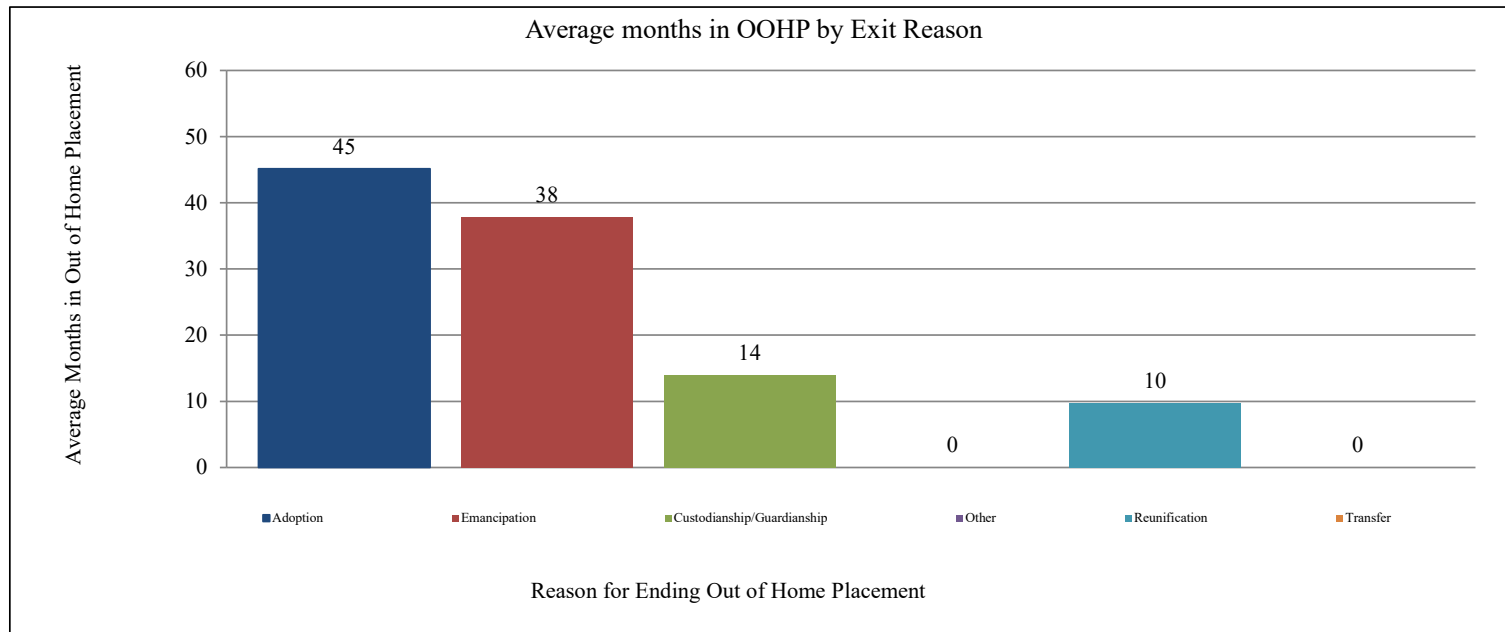


Length of Stay and Reason for Ending Out of Home Placement SFY2025

Northwest Region	JUL	AUG	SEP	Oct	NOV	DEC	JAN	FEB	MAR	APR	MAY	JUN	Total	Max Age	Min Age	Avg Age	Max Days	Min Days	Avg Mos
Adoption	4												4	7	1	3	2,269	400	35
Emancipation	10												10	18	18	18	2,246	292	34
Custodianship/Guardianship	1												1	17	17	17	439	439	14
Other	2												2	18	17	18	2,148	364	41
Reunification	28												28	17	1	9	720	5	7
Transfer	1												1	16	16	16	364	364	11
Total	46												46	18	1	11	2,269	5	17.2



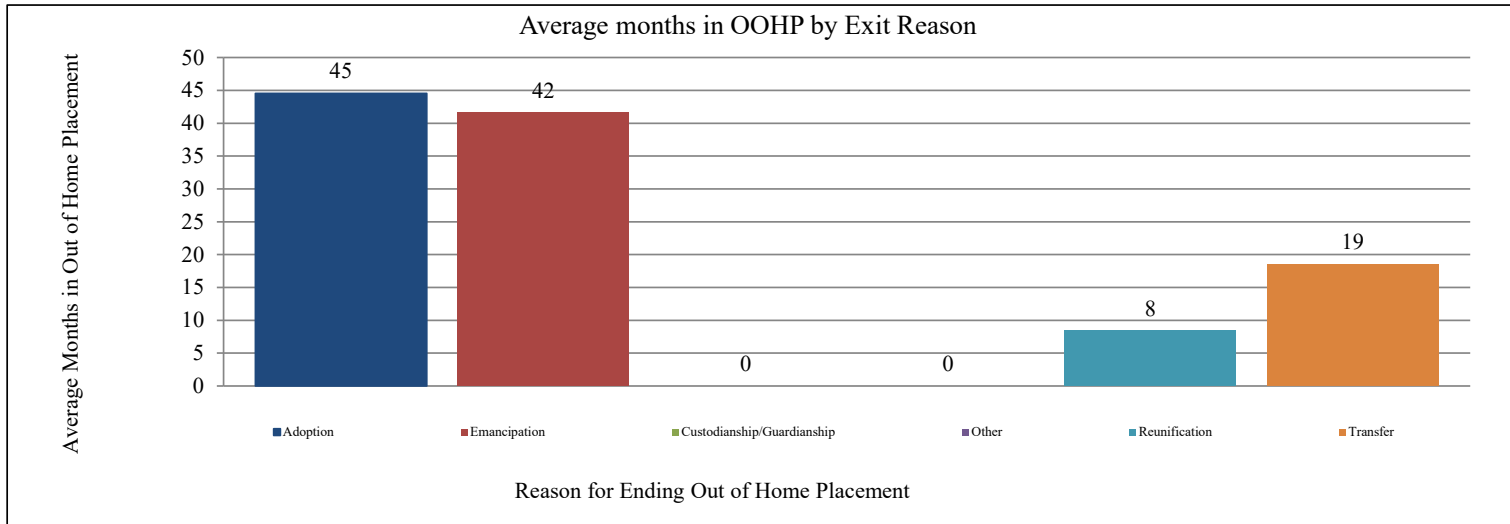
Southeast Region	JUL	AUG	SEP	Oct	NOV	DEC	JAN	FEB	MAR	APR	MAY	JUN	Total	Max Age	Min Age	Avg Age	Max Days	Min Days	Avg Mos
Adoption	7												7	14	5	10	2,258	700	45
Emancipation	7												7	18	18	18	2,498	461	38
Custodianship/Guardianship	1												1	14	14	14	427	427	14
Other	0												0	0	0	0	0	0	0
Reunification	27												27	17	2	9	601	7	10
Transfer	0												0	0	0	0	0	0	0
Total	42												42	18	2	10	2498	7	20



Length of Stay and Reason for Ending Out of Home Placement SFY2025

Southwest Region	JUL	AUG	SEP	Oct	NOV	DEC	JAN	FEB	MAR	APR	MAY	JUN	Total	Max Age	Min Age	Avg Age	Max Days	Min Days	Avg Mos
-------------------------	-----	-----	-----	-----	-----	-----	-----	-----	-----	-----	-----	-----	-------	---------	---------	---------	----------	----------	---------

Adoption	20	20	14	1	7	2,359	531	45
Emancipation	10	10	21	18	19	2,991	355	42
Custodianship/Guardianship	0	0	0	0	0	0	0	0
Other	0	0	0	0	0	0	0	0
Reunification	21	21	16	0	11	914	21	8
Transfer	2	2	16	15	16	1,070	74	19
Total	53	53	21	0	11	2,991	21	29



Length of Stay and Reason for Ending Out of Home Placement SFY2025

Wichita Region	JUL	AUG	SEP	OCT	NOV	DEC	JAN	FEB	MAR	APR	MAY	JUN	Total	Max Age	Min Age	Avg Age	Max Days	Min Days	Avg Mos
Adoption	15												15	11	1	6	2,998	416	49
Emancipation	11												11	18	18	18	4,347	122	44
Custodianship/Guardianship	2												2	12	6	9	57	49	1

Other	0	0	0	0	0	0	0	
Reunification	26	26	17	0	10	1,765	24	11
Transfer	0	0	0	0	0	0	0	0
Total	54	54	18	0	11	4347	24	28

