

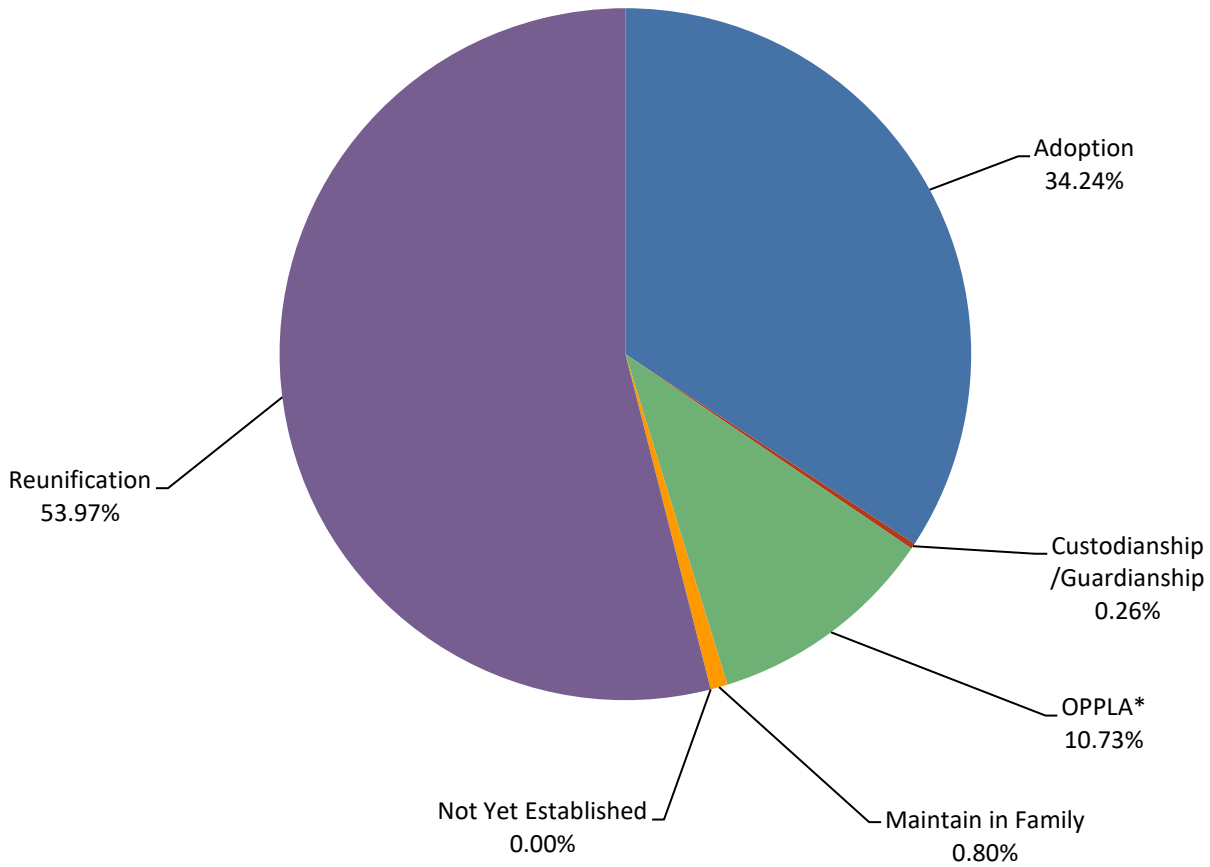


SFY2025 Permanency Goal for Children in Out of Home Placement

July 1, 2024 through July 31, 2024

Statewide

	<u>JUL</u>	<u>AUG</u>	<u>SEP</u>	<u>OCT</u>	<u>NOV</u>	<u>DEC</u>	<u>JAN</u>	<u>FEB</u>	<u>MAR</u>	<u>APR</u>	<u>MAY</u>	<u>JUN</u>	<u>Avg</u>
Adoption	1,971	0	0	0	0	0	0	0	0	0	0	0	1,971
Custodianship /Guardianship	15	0	0	0	0	0	0	0	0	0	0	0	15
OPPLA*	618	0	0	0	0	0	0	0	0	0	0	0	618
Maintain in Family	46	0	0	0	0	0	0	0	0	0	0	0	46
Not Yet Established	0	0	0	0	0	0	0	0	0	0	0	0	0
Reunification	3,107	0	0	0	0	0	0	0	0	0	0	0	3,107
<b>Total</b>	<b>5,757</b>												

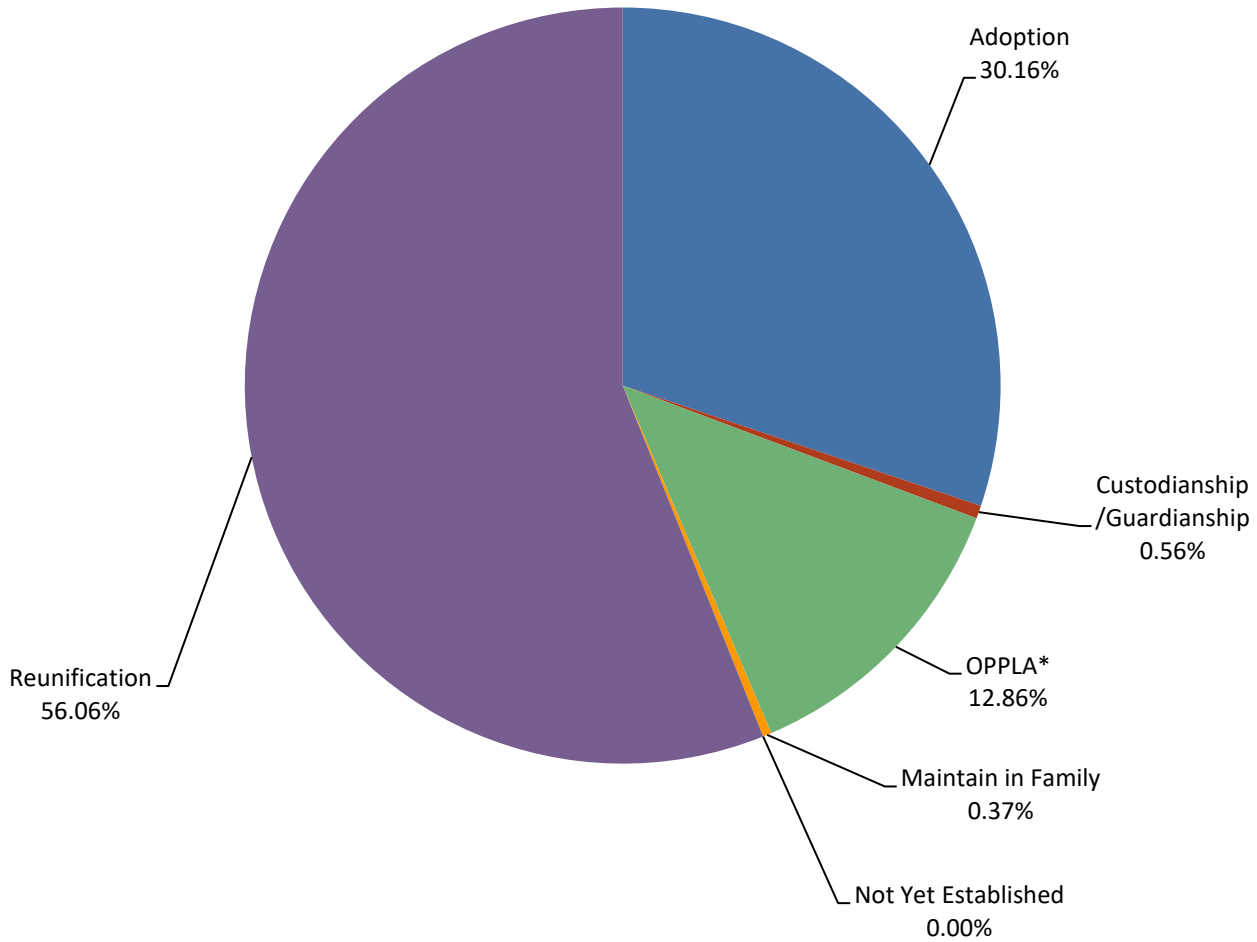


\*Other planned permanent living arrangement (OPPLA). This is a permanency option only when other options such as reunification, adoption, or guardianship have been ruled out.

## SFY2025 Permanency Goal for Children in Out of Home Placement

### Kansas City Region

	<u>JUL</u>	<u>AUG</u>	<u>SEP</u>	<u>OCT</u>	<u>NOV</u>	<u>DEC</u>	<u>JAN</u>	<u>FEB</u>	<u>MAR</u>	<u>APR</u>	<u>MAY</u>	<u>JUN</u>	<u>Avg</u>
Adoption	326	0	0	0	0	0	0	0	0	0	0	0	326
Custodianship /Guardianship	6	0	0	0	0	0	0	0	0	0	0	0	6
OPPLA*	139	0	0	0	0	0	0	0	0	0	0	0	139
Maintain in Family	4	0	0	0	0	0	0	0	0	0	0	0	4
Not Yet Established	0	0	0	0	0	0	0	0	0	0	0	0	0
Reunification	606	0	0	0	0	0	0	0	0	0	0	0	606
<b>Total</b>	<b>1,081</b>												

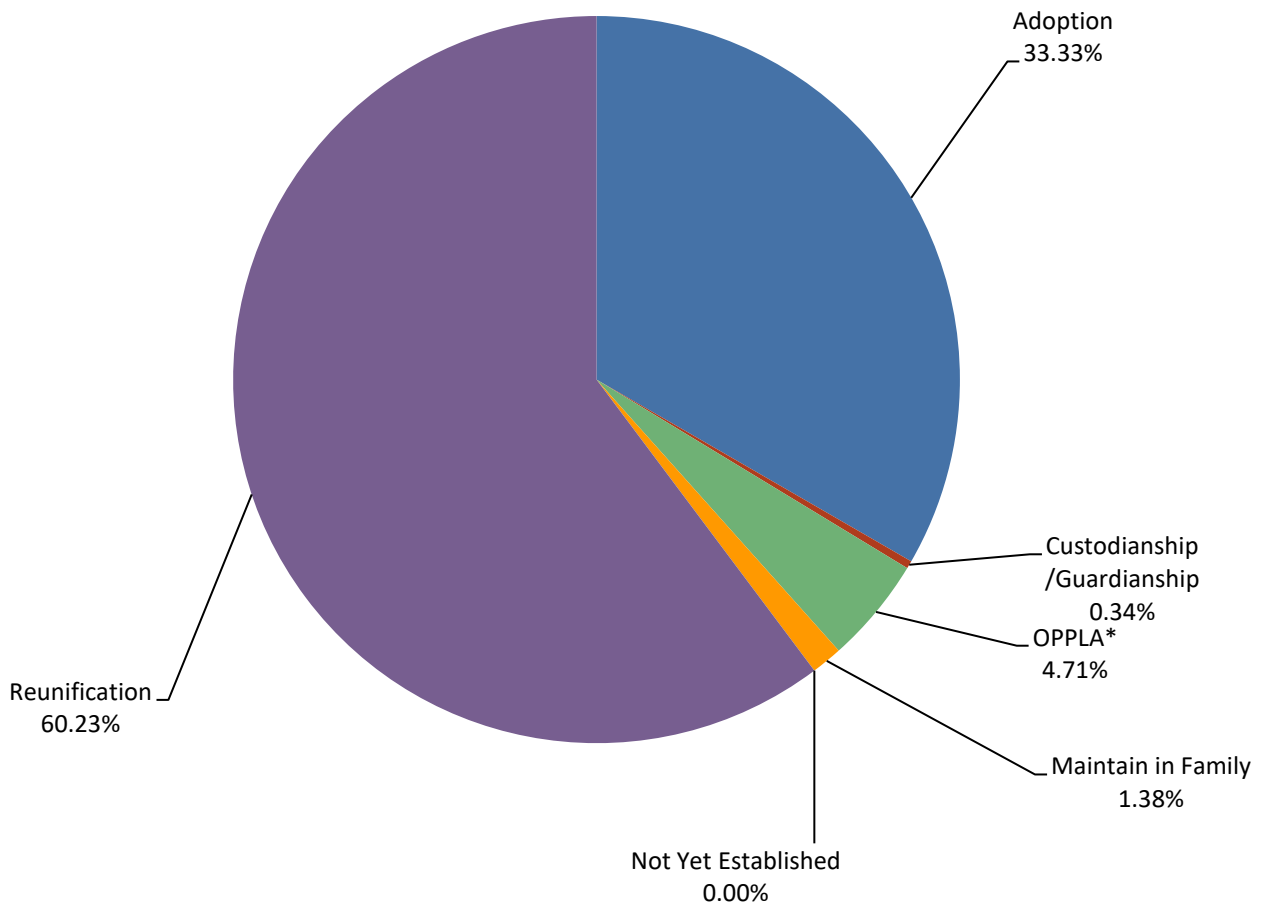


\*Other planned permanent living arrangement (OPPLA). This is a permanency option only when other options such as reunification, adoption, or guardianship have been ruled out.

## SFY2025 Permanency Goal for Children in Out of Home Placement

### Northeast Region

	<u>JUL</u>	<u>AUG</u>	<u>SEP</u>	<u>OCT</u>	<u>NOV</u>	<u>DEC</u>	<u>JAN</u>	<u>FEB</u>	<u>MAR</u>	<u>APR</u>	<u>MAY</u>	<u>JUN</u>	<u>Avg</u>
Adoption	290	0	0	0	0	0	0	0	0	0	0	0	290
Custodianship /Guardianship	3	0	0	0	0	0	0	0	0	0	0	0	3
OPPLA*	41	0	0	0	0	0	0	0	0	0	0	0	41
Maintain in Family	12	0	0	0	0	0	0	0	0	0	0	0	12
Not Yet Established	0	0	0	0	0	0	0	0	0	0	0	0	0
Reunification	524	0	0	0	0	0	0	0	0	0	0	0	524
<b>Total</b>	<b>870</b>												

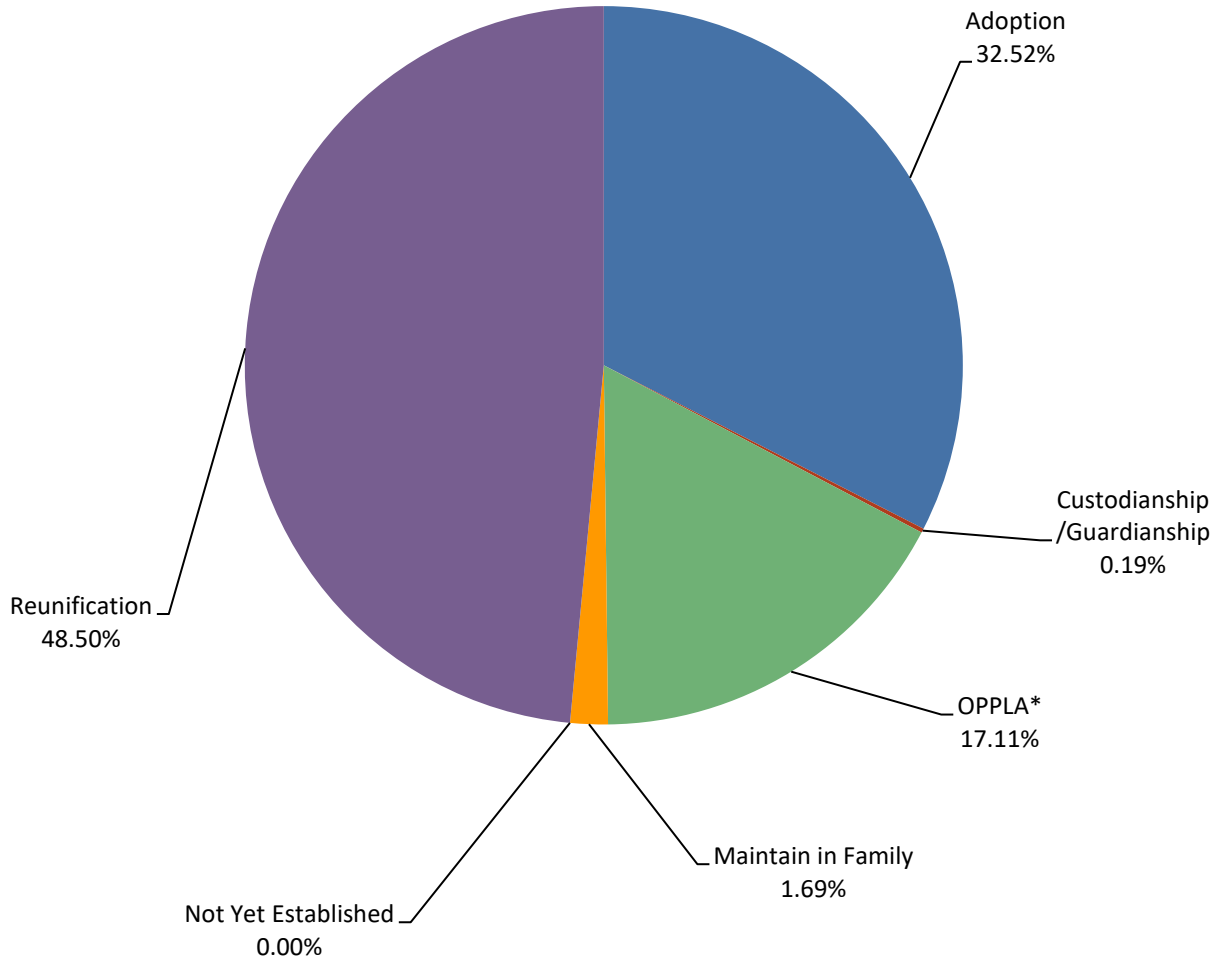


\*Other planned permanent living arrangement (OPPLA). This is a permanency option only when other options such as reunification, adoption, or guardianship have been ruled out.

## SFY2025 Permanency Goal for Children in Out of Home Placement

### Northwest Region

	<u>JUL</u>	<u>AUG</u>	<u>SEP</u>	<u>OCT</u>	<u>NOV</u>	<u>DEC</u>	<u>JAN</u>	<u>FEB</u>	<u>MAR</u>	<u>APR</u>	<u>MAY</u>	<u>JUN</u>	<u>Avg</u>
Adoption	173	0	0	0	0	0	0	0	0	0	0	0	173
Custodianship /Guardianship	1	0	0	0	0	0	0	0	0	0	0	0	1
OPPLA*	91	0	0	0	0	0	0	0	0	0	0	0	91
Maintain in Family	9	0	0	0	0	0	0	0	0	0	0	0	9
Not Yet Established	0	0	0	0	0	0	0	0	0	0	0	0	0
Reunification	258	0	0	0	0	0	0	0	0	0	0	0	258
<b>Total</b>	<b>532</b>												

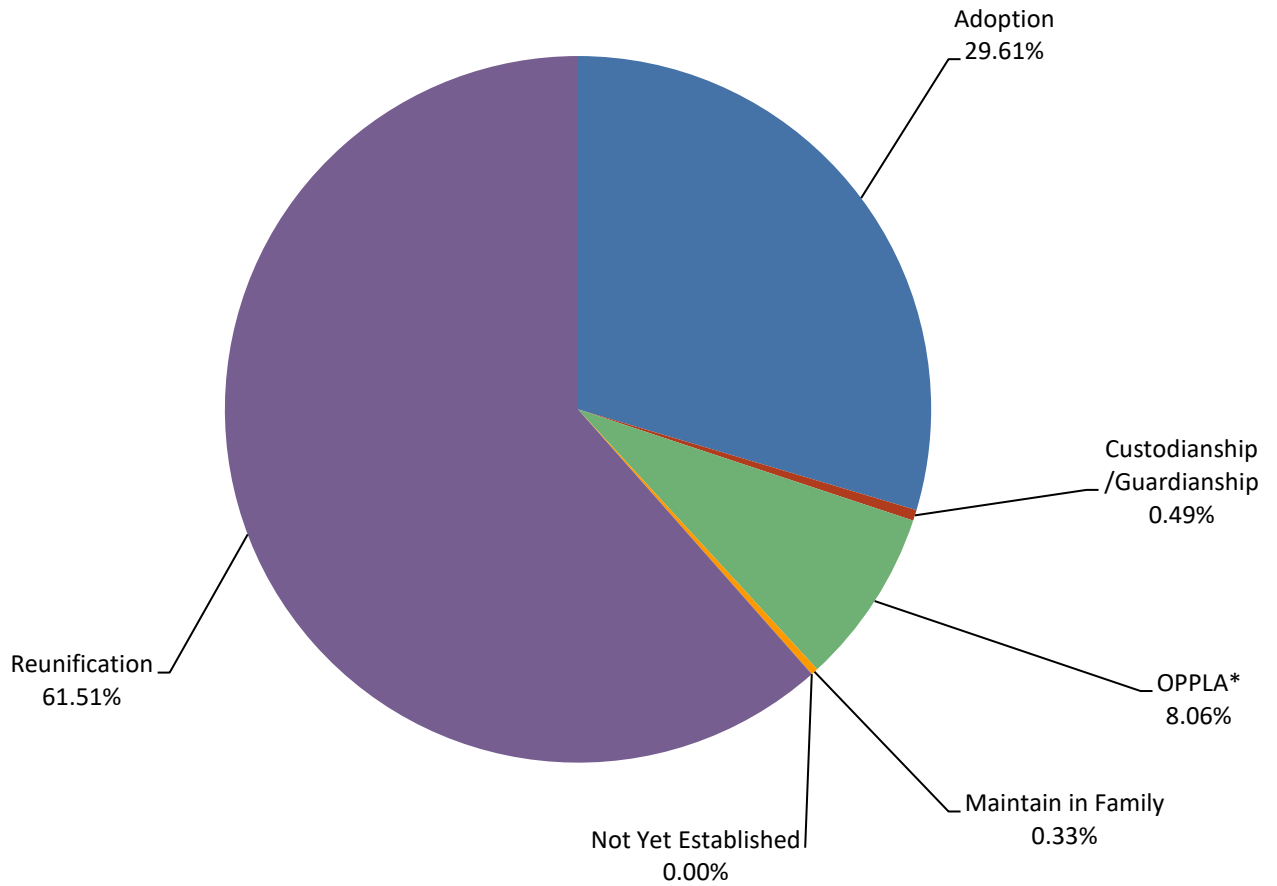


\*Other planned permanent living arrangement (OPPLA). This is a permanency option only when other options such as reunification, adoption, or guardianship have been ruled out.

## SFY2025 Permanency Goal for Children in Out of Home Placement

### Southeast Region

	<u>JUL</u>	<u>AUG</u>	<u>SEP</u>	<u>OCT</u>	<u>NOV</u>	<u>DEC</u>	<u>JAN</u>	<u>FEB</u>	<u>MAR</u>	<u>APR</u>	<u>MAY</u>	<u>JUN</u>	<u>Avg</u>
Adoption	180	0	0	0	0	0	0	0	0	0	0	0	180
Custodianship /Guardianship	3	0	0	0	0	0	0	0	0	0	0	0	3
OPPLA*	49	0	0	0	0	0	0	0	0	0	0	0	49
Maintain in Family	2	0	0	0	0	0	0	0	0	0	0	0	2
Not Yet Established	0	0	0	0	0	0	0	0	0	0	0	0	0
Reunification	374	0	0	0	0	0	0	0	0	0	0	0	374
<b>Total</b>	<b>608</b>												

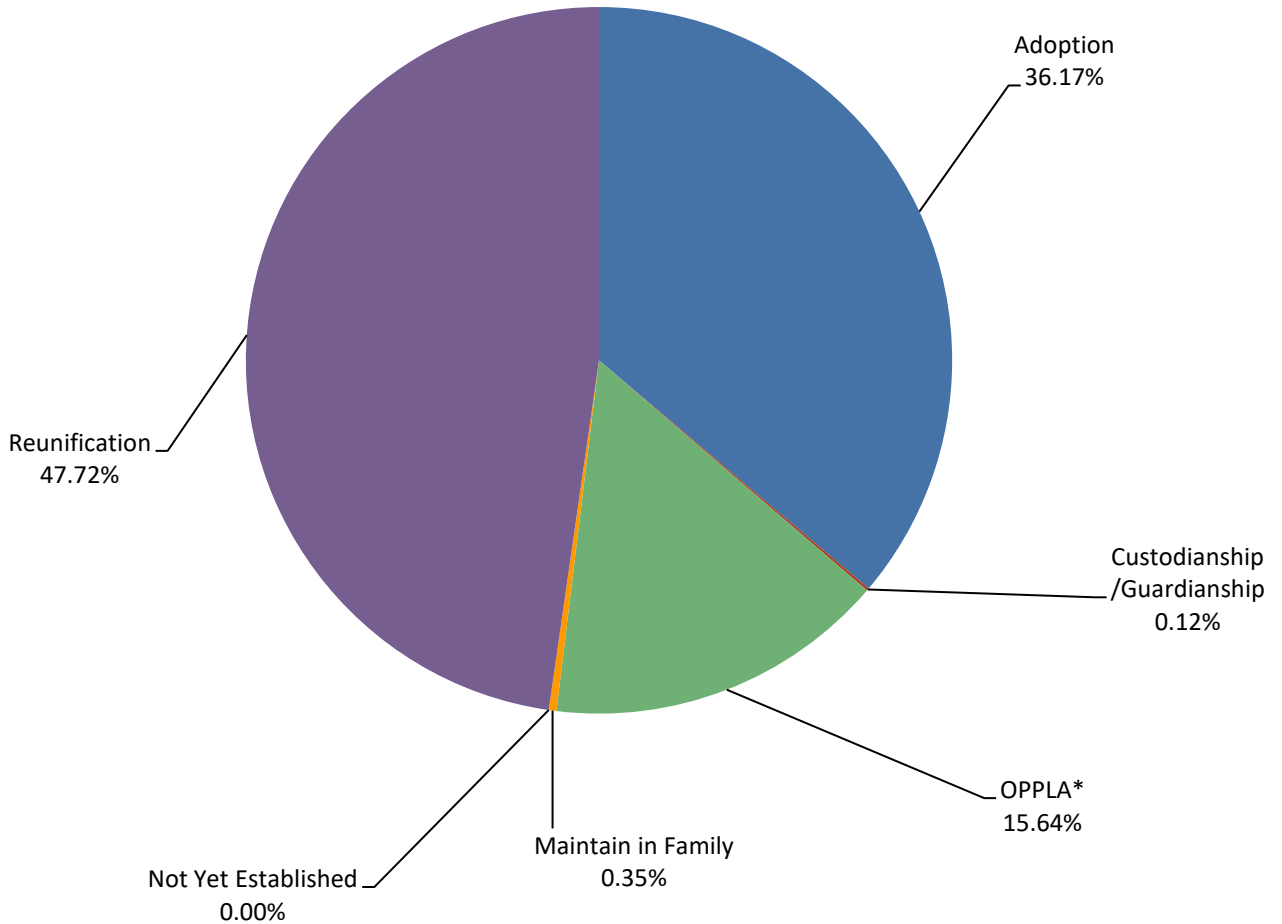


\*Other planned permanent living arrangement (OPPLA). This is a permanency option only when other options such as reunification, adoption, or guardianship have been ruled out.

## SFY2025 Permanency Goal for Children in Out of Home Placement

### Southwest Region

	<u>JUL</u>	<u>AUG</u>	<u>SEP</u>	<u>OCT</u>	<u>NOV</u>	<u>DEC</u>	<u>JAN</u>	<u>FEB</u>	<u>MAR</u>	<u>APR</u>	<u>MAY</u>	<u>JUN</u>	<u>Avg</u>
Adoption	310	0	0	0	0	0	0	0	0	0	0	0	310
Custodianship /Guardianship	1	0	0	0	0	0	0	0	0	0	0	0	1
OPPLA*	134	0	0	0	0	0	0	0	0	0	0	0	134
Maintain in Family	3	0	0	0	0	0	0	0	0	0	0	0	3
Not Yet Established	0	0	0	0	0	0	0	0	0	0	0	0	0
Reunification	409	0	0	0	0	0	0	0	0	0	0	0	409
<b>Total</b>	<b>857</b>												

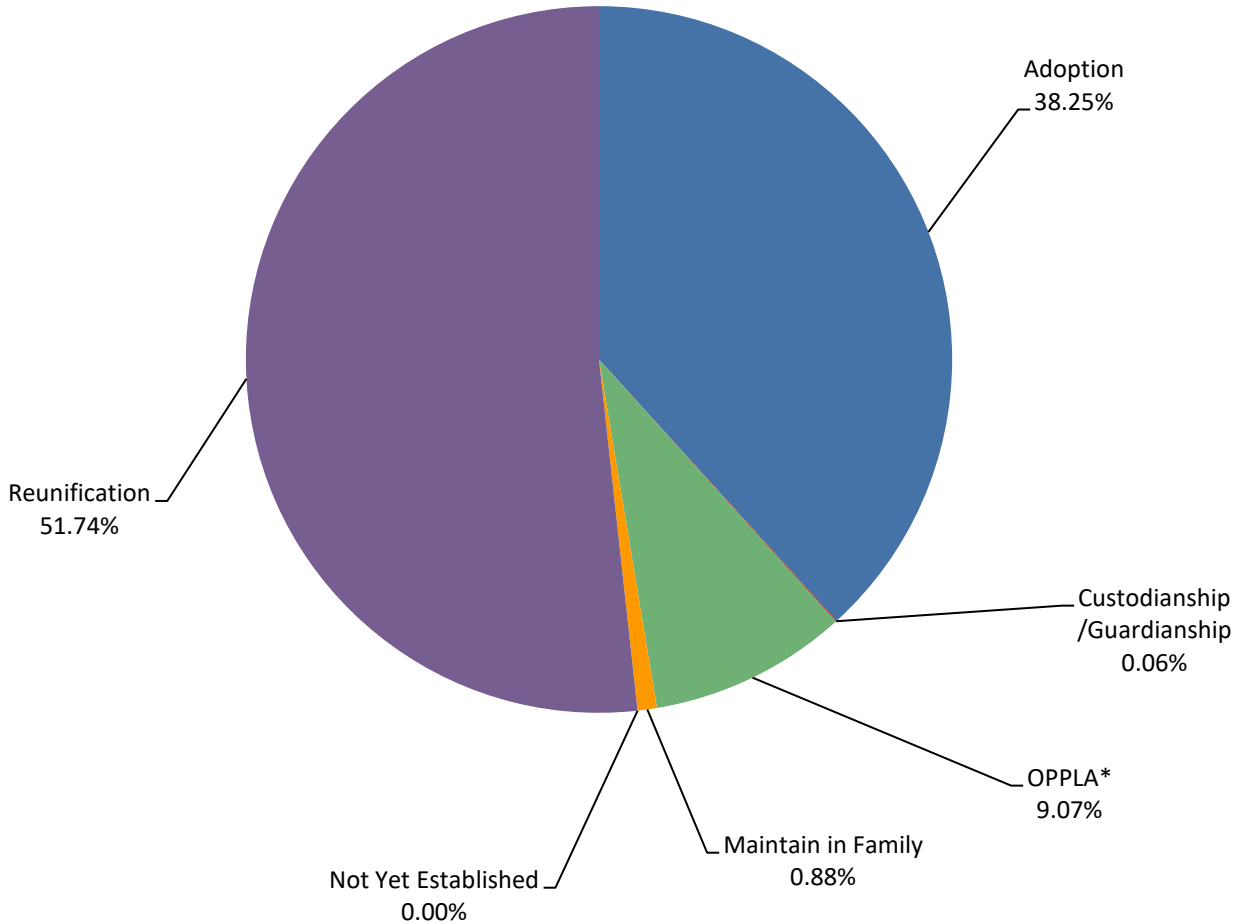


\*Other planned permanent living arrangement (OPPLA). This is a permanency option only when other options such as reunification, adoption, or guardianship have been ruled out.

## SFY2025 Permanency Goal for Children in Out of Home Placement

### Wichita Region

	<u>JUL</u>	<u>AUG</u>	<u>SEP</u>	<u>OCT</u>	<u>NOV</u>	<u>DEC</u>	<u>JAN</u>	<u>FEB</u>	<u>MAR</u>	<u>APR</u>	<u>MAY</u>	<u>JUN</u>	<u>Avg</u>
Adoption	692	0	0	0	0	0	0	0	0	0	0	0	692
Custodianship /Guardianship	1	0	0	0	0	0	0	0	0	0	0	0	1
OPPLA*	164	0	0	0	0	0	0	0	0	0	0	0	164
Maintain in Family	16	0	0	0	0	0	0	0	0	0	0	0	16
Not Yet Established	0	0	0	0	0	0	0	0	0	0	0	0	0
Reunification	936	0	0	0	0	0	0	0	0	0	0	0	936
<b>Total</b>	<b>1,809</b>												



\*Other planned permanent living arrangement (OPPLA). This is a permanency option only when other options such as reunification, adoption, or guardianship have been ruled out.

Data Source: FACTS