

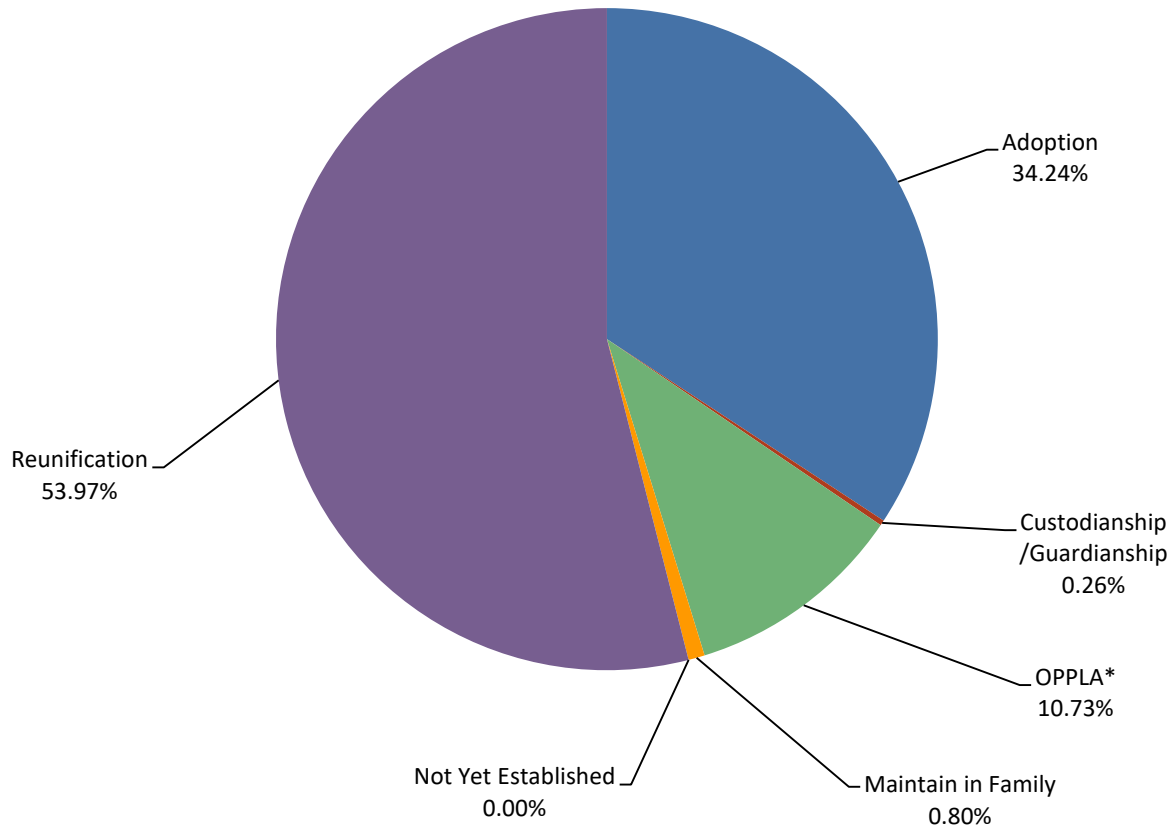


SFY2025 Permanency Goal for Children in Out of Home Placement by Area

July 1, 2024 through July 31, 2024

Statewide

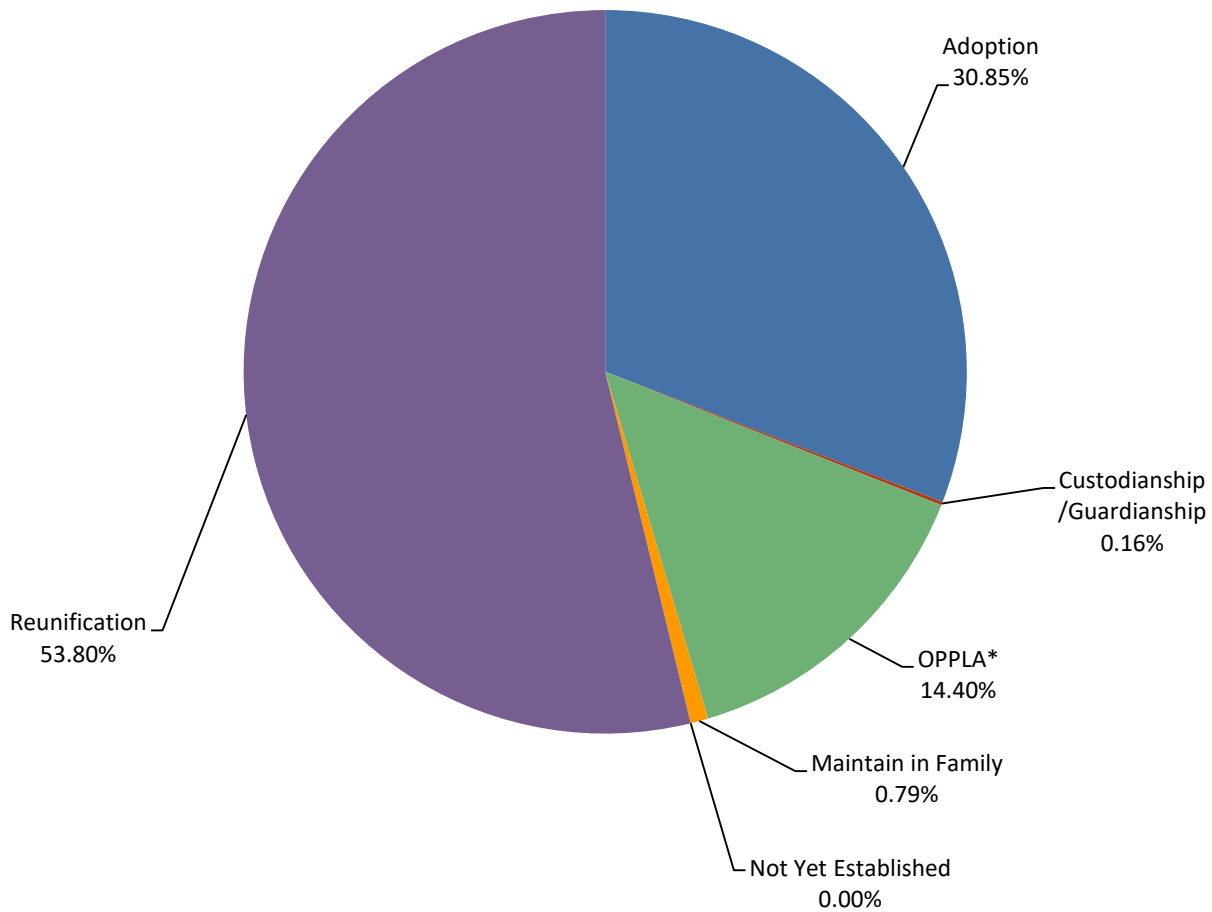
	<u>JUL</u>	<u>AUG</u>	<u>SEP</u>	<u>OCT</u>	<u>NOV</u>	<u>DEC</u>	<u>JAN</u>	<u>FEB</u>	<u>MAR</u>	<u>APR</u>	<u>MAY</u>	<u>JUN</u>	<u>Avg</u>
Adoption	1,971	0	0	0	0	0	0	0	0	0	0	0	1,971
Custodianship /Guardianship	15	0	0	0	0	0	0	0	0	0	0	0	15
OPPLA*	618	0	0	0	0	0	0	0	0	0	0	0	618
Maintain in Family	46	0	0	0	0	0	0	0	0	0	0	0	46
Not Yet Established	0	0	0	0	0	0	0	0	0	0	0	0	0
Reunification	3,107	0	0	0	0	0	0	0	0	0	0	0	3,107
<b>Total</b>	<b>5,757</b>												



## SFY2025 Permanency Goal for Children in Out of Home Placement by Area

### Area 1

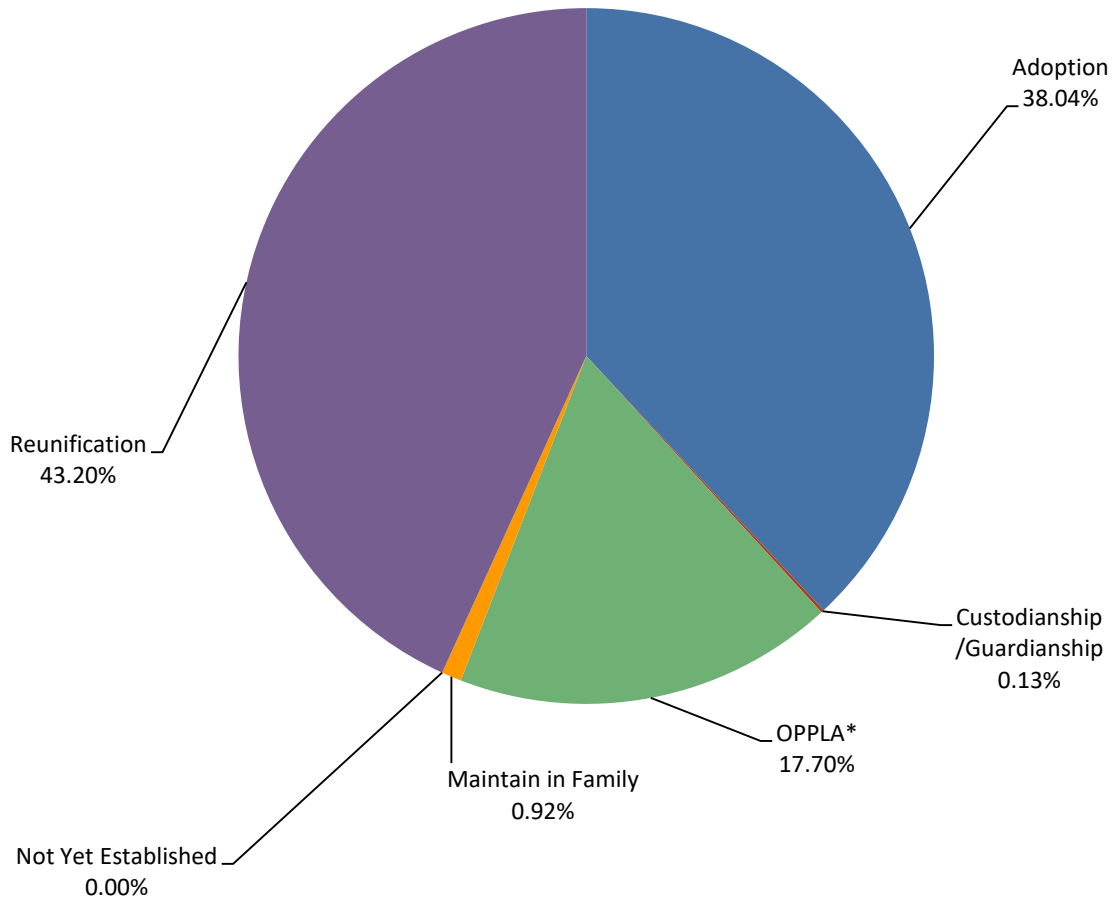
	<u>JUL</u>	<u>AUG</u>	<u>SEP</u>	<u>OCT</u>	<u>NOV</u>	<u>DEC</u>	<u>JAN</u>	<u>FEB</u>	<u>MAR</u>	<u>APR</u>	<u>MAY</u>	<u>JUN</u>	<u>Avg</u>
Adoption	195	0	0	0	0	0	0	0	0	0	0	0	195
Custodianship /Guardianship	1	0	0	0	0	0	0	0	0	0	0	0	1
OPPLA*	91	0	0	0	0	0	0	0	0	0	0	0	91
Maintain in Family	5	0	0	0	0	0	0	0	0	0	0	0	5
Not Yet Established	0	0	0	0	0	0	0	0	0	0	0	0	0
Reunification	340	0	0	0	0	0	0	0	0	0	0	0	340
<b>Total</b>	<b>632</b>												



## SFY2025 Permanency Goal for Children in Out of Home Placement by Area

### Area 2

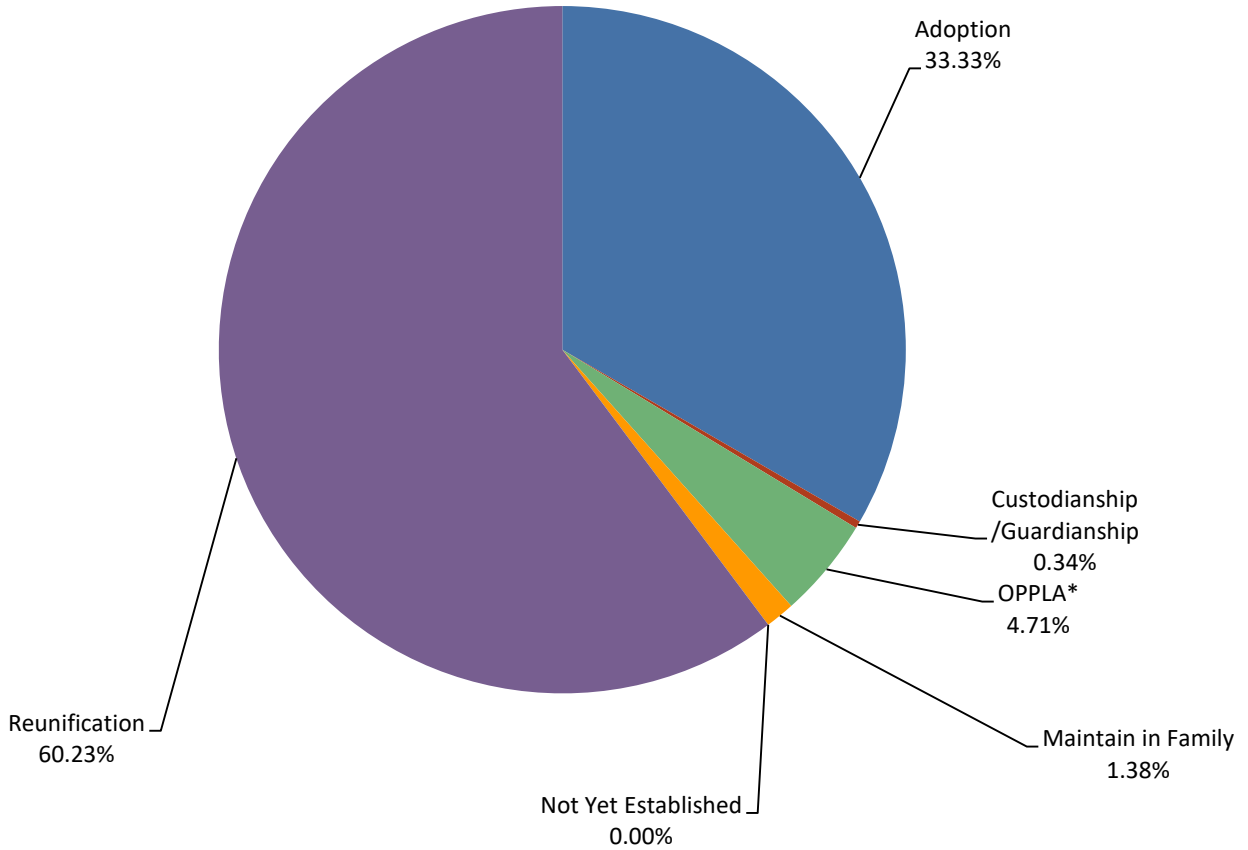
	<u>JUL</u>	<u>AUG</u>	<u>SEP</u>	<u>OCT</u>	<u>NOV</u>	<u>DEC</u>	<u>JAN</u>	<u>FEB</u>	<u>MAR</u>	<u>APR</u>	<u>MAY</u>	<u>JUN</u>	<u>Avg</u>
Adoption	288	0	0	0	0	0	0	0	0	0	0	0	288
Custodianship /Guardianship	1	0	0	0	0	0	0	0	0	0	0	0	1
OPPLA*	134	0	0	0	0	0	0	0	0	0	0	0	134
Maintain in Family	7	0	0	0	0	0	0	0	0	0	0	0	7
Not Yet Established	0	0	0	0	0	0	0	0	0	0	0	0	0
Reunification	327	0	0	0	0	0	0	0	0	0	0	0	327
<b>Total</b>	<b>757</b>												



## SFY2025 Permanency Goal for Children in Out of Home Placement by Area

### Area 3

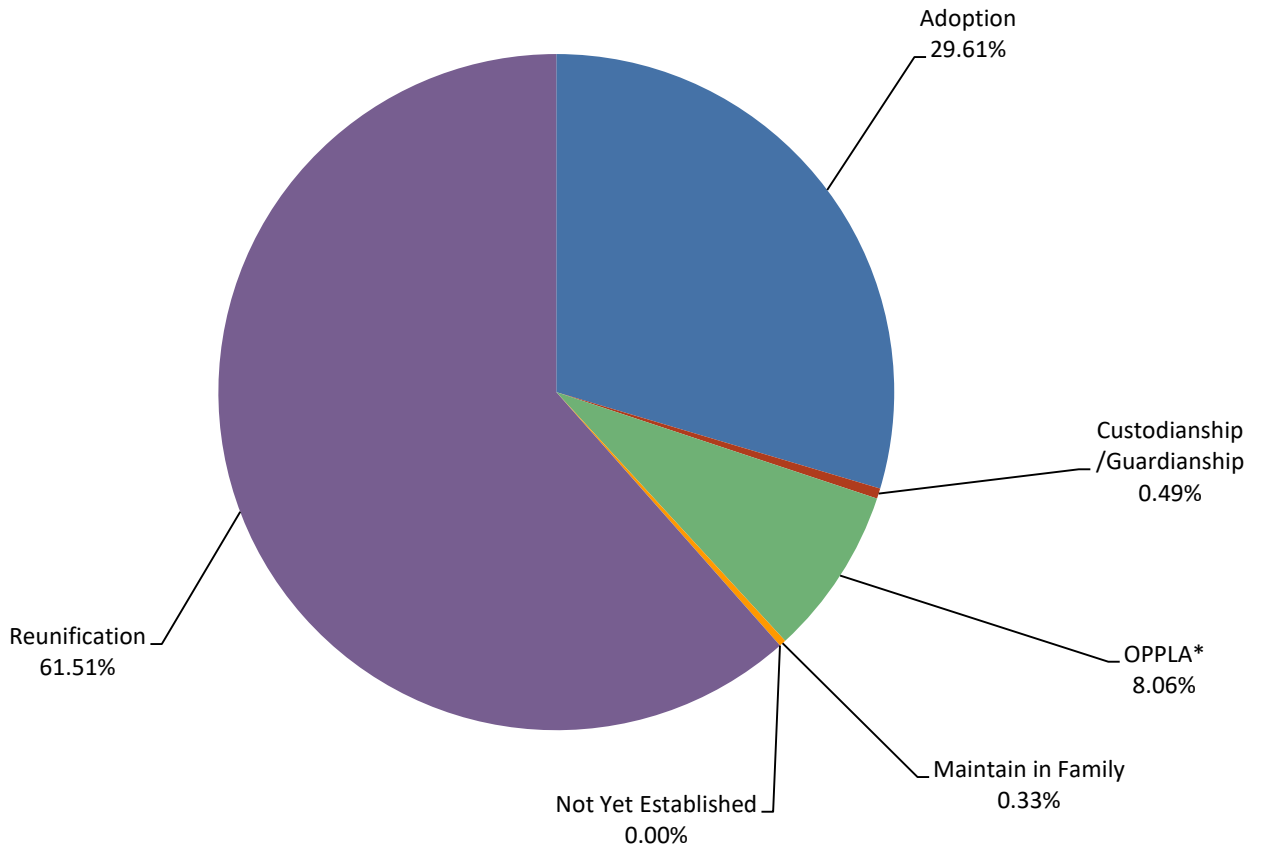
	<u>JUL</u>	<u>AUG</u>	<u>SEP</u>	<u>OCT</u>	<u>NOV</u>	<u>DEC</u>	<u>JAN</u>	<u>FEB</u>	<u>MAR</u>	<u>APR</u>	<u>MAY</u>	<u>JUN</u>	<u>Avg</u>
Adoption	290	0	0	0	0	0	0	0	0	0	0	0	290
Custodianship /Guardianship	3	0	0	0	0	0	0	0	0	0	0	0	3
OPPLA*	41	0	0	0	0	0	0	0	0	0	0	0	41
Maintain in Family	12	0	0	0	0	0	0	0	0	0	0	0	12
Not Yet Established	0	0	0	0	0	0	0	0	0	0	0	0	0
Reunification	524	0	0	0	0	0	0	0	0	0	0	0	524
<b>Total</b>	<b>870</b>												



### SFY2025 Permanency Goal for Children in Out of Home Placement by Area

#### Area 4

	<u>JUL</u>	<u>AUG</u>	<u>SEP</u>	<u>OCT</u>	<u>NOV</u>	<u>DEC</u>	<u>JAN</u>	<u>FEB</u>	<u>MAR</u>	<u>APR</u>	<u>MAY</u>	<u>JUN</u>	<u>Avg</u>
Adoption	180	0	0	0	0	0	0	0	0	0	0	0	180
Custodianship /Guardianship	3	0	0	0	0	0	0	0	0	0	0	0	3
OPPLA*	49	0	0	0	0	0	0	0	0	0	0	0	49
Maintain in Family	2	0	0	0	0	0	0	0	0	0	0	0	2
Not Yet Established	0	0	0	0	0	0	0	0	0	0	0	0	0
Reunification	374	0	0	0	0	0	0	0	0	0	0	0	374
<b>Total</b>	<b>608</b>												

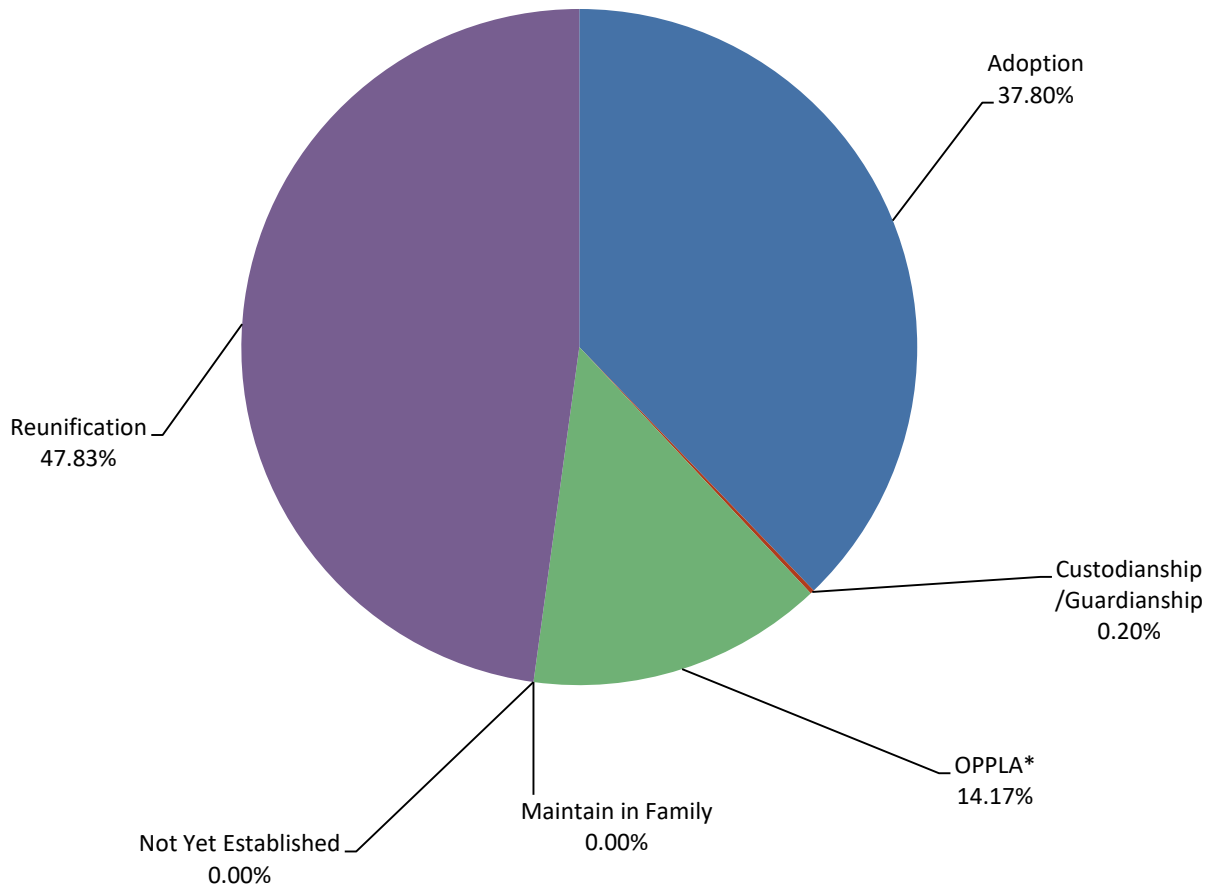


\*Other planned permanent living arrangement (OPPLA). This is a permanency option only when other options such as reunification, adoption, or guardianship have been ruled out.

### SFY2025 Permanency Goal for Children in Out of Home Placement by Area

#### Area 5

	<u>JUL</u>	<u>AUG</u>	<u>SEP</u>	<u>OCT</u>	<u>NOV</u>	<u>DEC</u>	<u>JAN</u>	<u>FEB</u>	<u>MAR</u>	<u>APR</u>	<u>MAY</u>	<u>JUN</u>	<u>Avg</u>
Adoption	192	0	0	0	0	0	0	0	0	0	0	0	192
Custodianship /Guardianship	1	0	0	0	0	0	0	0	0	0	0	0	1
OPPLA*	72	0	0	0	0	0	0	0	0	0	0	0	72
Maintain in Family	0	0	0	0	0	0	0	0	0	0	0	0	0
Not Yet Established	0	0	0	0	0	0	0	0	0	0	0	0	0
Reunification	243	0	0	0	0	0	0	0	0	0	0	0	243
<b>Total</b>	<b>508</b>												



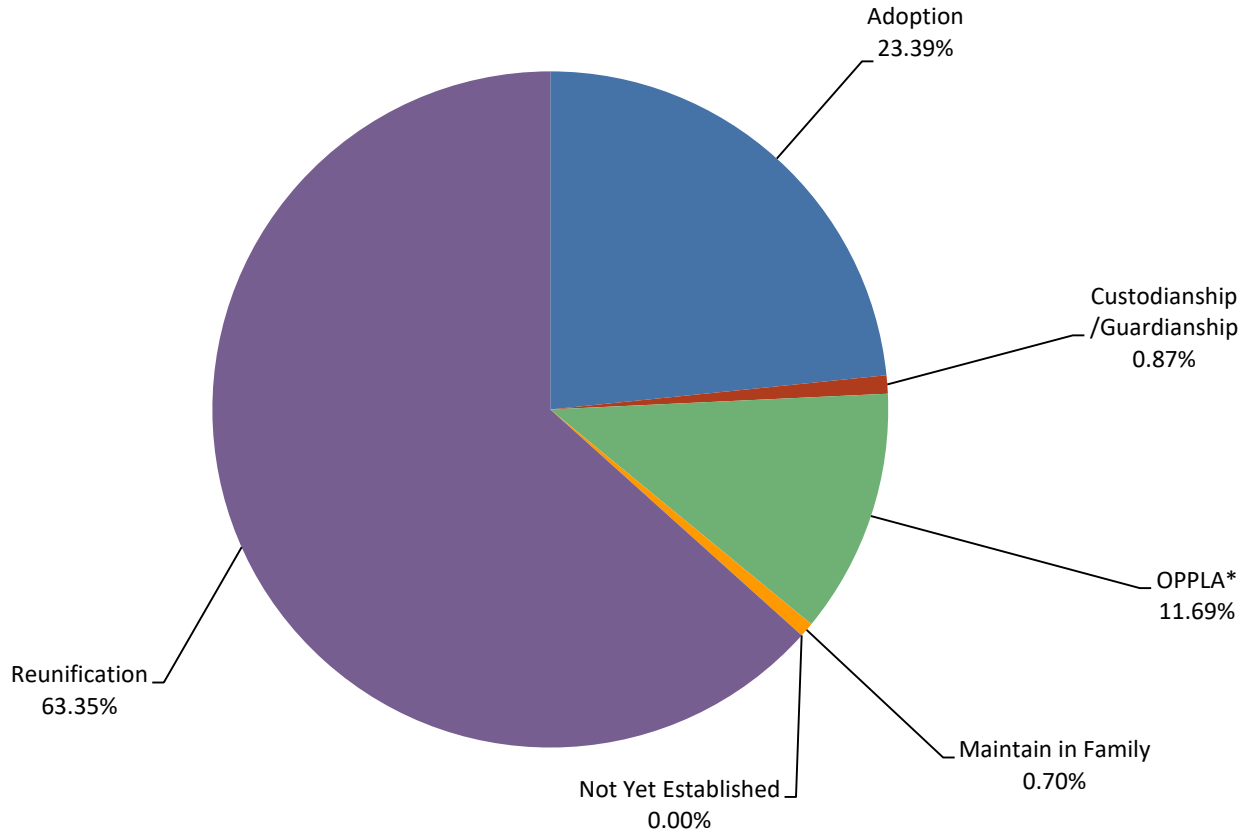
\*Other planned permanent living arrangement (OPPLA). This is a permanency option only when other options such as reunification, adoption, or guardianship have been ruled out.

### SFY2025 Permanency Goal for Children in Out of Home Placement by Area

#### Area 6

	<u>JUL</u>	<u>AUG</u>	<u>SEP</u>	<u>OCT</u>	<u>NOV</u>	<u>DEC</u>	<u>JAN</u>	<u>FEB</u>	<u>MAR</u>	<u>APR</u>	<u>MAY</u>	<u>JUN</u>	<u>Avg</u>
Adoption	134	0	0	0	0	0	0	0	0	0	0	0	134

Custodianship /Guardianship	5	0	0	0	0	0	0	0	0	0	0	0	5
OPPLA*	67	0	0	0	0	0	0	0	0	0	0	0	67
Maintain in Family	4	0	0	0	0	0	0	0	0	0	0	0	4
Not Yet Established	0	0	0	0	0	0	0	0	0	0	0	0	0
Reunification	363	0	0	0	0	0	0	0	0	0	0	0	363
<b>Total</b>	<b>573</b>												



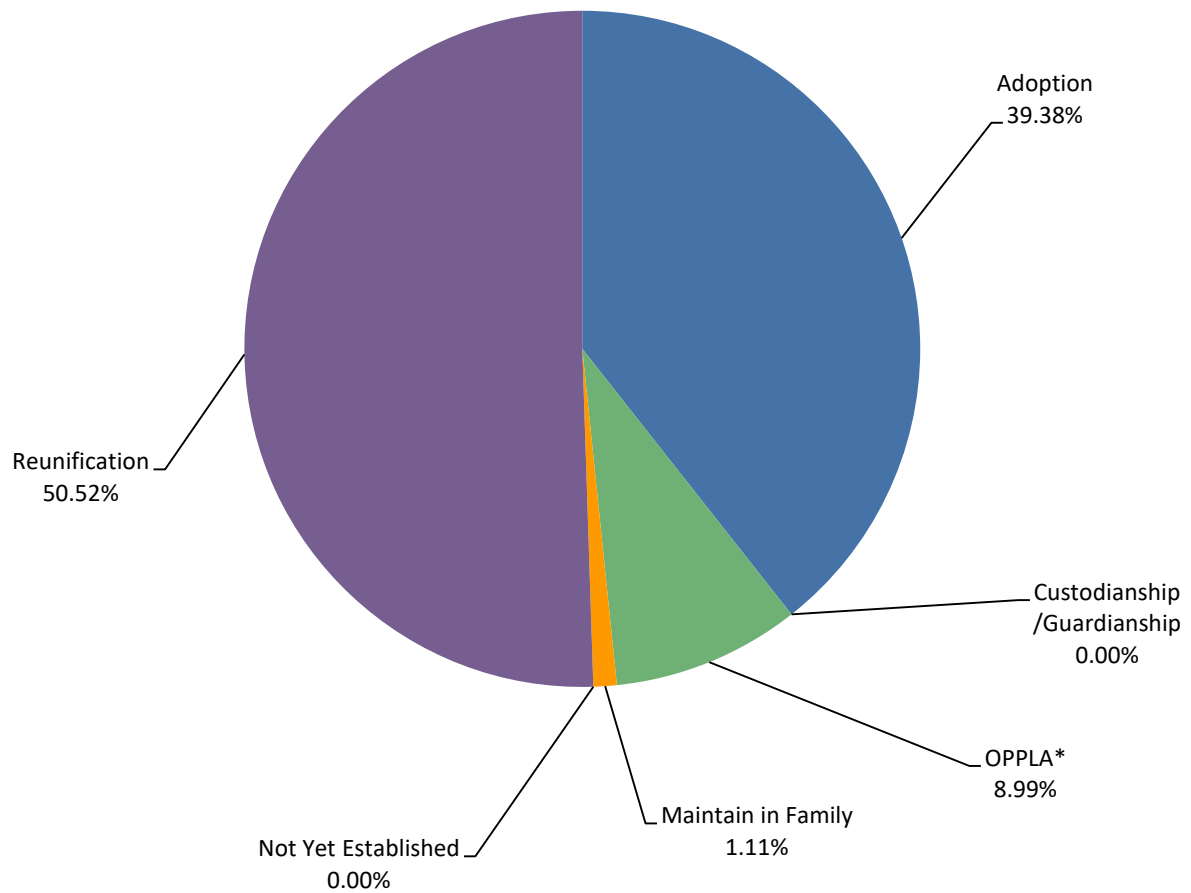
\*Other planned permanent living arrangement (OPPLA). This is a permanency option only when other options such as reunification, adoption, or guardianship have been ruled out.

### SFY2025 Permanency Goal for Children in Out of Home Placement by Area

#### Area 7

	<u>JUL</u>	<u>AUG</u>	<u>SEP</u>	<u>OCT</u>	<u>NOV</u>	<u>DEC</u>	<u>JAN</u>	<u>FEB</u>	<u>MAR</u>	<u>APR</u>	<u>MAY</u>	<u>JUN</u>	<u>Avg</u>
Adoption	530	0	0	0	0	0	0	0	0	0	0	0	530
Custodianship /Guardianship	0	0	0	0	0	0	0	0	0	0	0	0	#DIV/0!
OPPLA*	121	0	0	0	0	0	0	0	0	0	0	0	121
Maintain in Family	15	0	0	0	0	0	0	0	0	0	0	0	15

Not Yet Established	0	0	0	0	0	0	0	0	0	0	0	0	0
Reunification	680	0	0	0	0	0	0	0	0	0	0	0	680
<b>Total</b>	<b>1,346</b>												



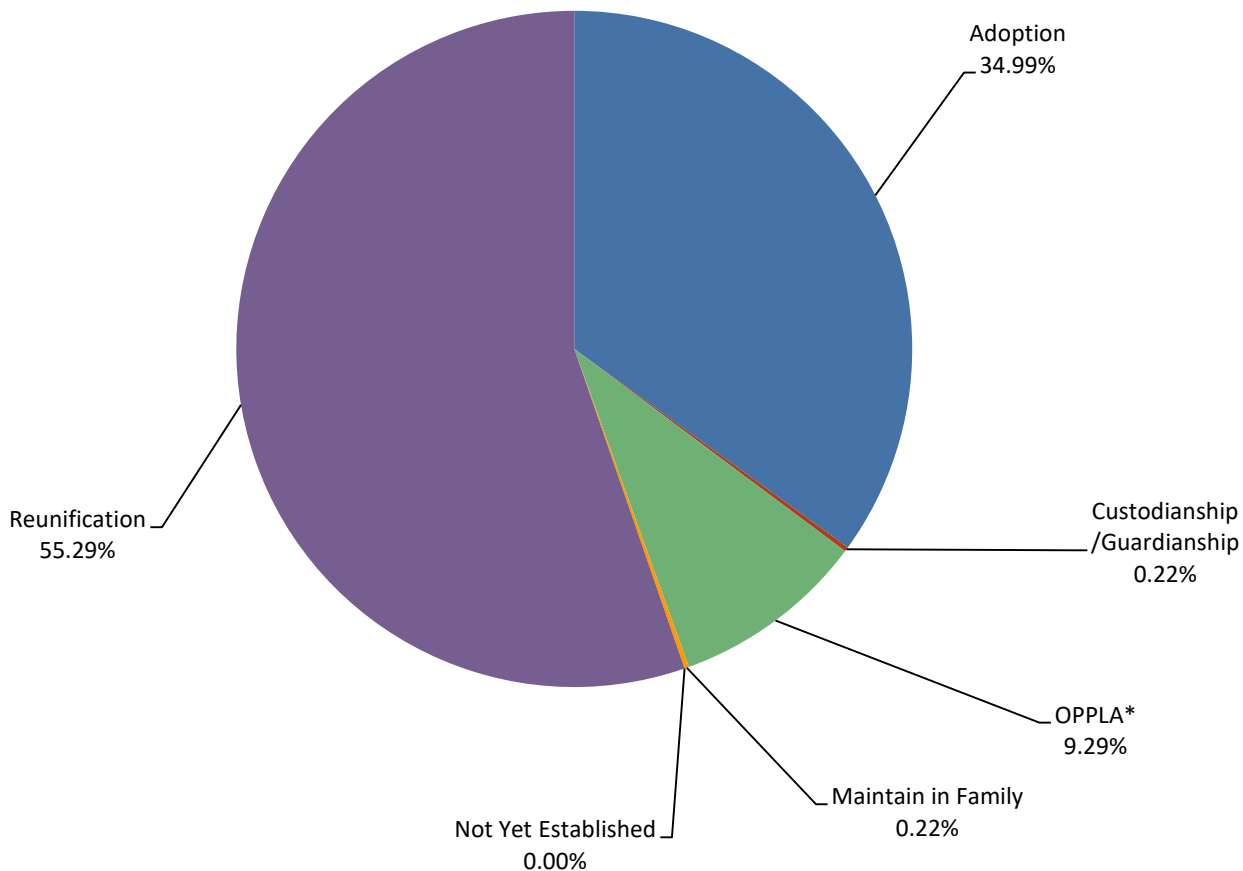
\*Other planned permanent living arrangement (OPPLA). This is a permanency option only when other options such as reunification, adoption, or guardianship have been ruled out.



## SFY2025 Permanency Goal for Children in Out of Home Placement by Area

### Area 8

	<u>JUL</u>	<u>AUG</u>	<u>SEP</u>	<u>OCT</u>	<u>NOV</u>	<u>DEC</u>	<u>JAN</u>	<u>FEB</u>	<u>MAR</u>	<u>APR</u>	<u>MAY</u>	<u>JUN</u>	<u>Avg</u>
Adoption	162	0	0	0	0	0	0	0	0	0	0	0	162
Custodianship /Guardianship	1	0	0	0	0	0	0	0	0	0	0	0	1
OPPLA*	43	0	0	0	0	0	0	0	0	0	0	0	43
Maintain in Family	1	0	0	0	0	0	0	0	0	0	0	0	1
Not Yet Established	0	0	0	0	0	0	0	0	0	0	0	0	0
Reunification	256	0	0	0	0	0	0	0	0	0	0	0	256
<b>Total</b>	<b>463</b>												



\*Other planned permanent living arrangement (OPPLA). This is a permanency option only when other options such as reunification, adoption, or guardianship have been ruled out.

Data Source: FACTS  
8/20/2024