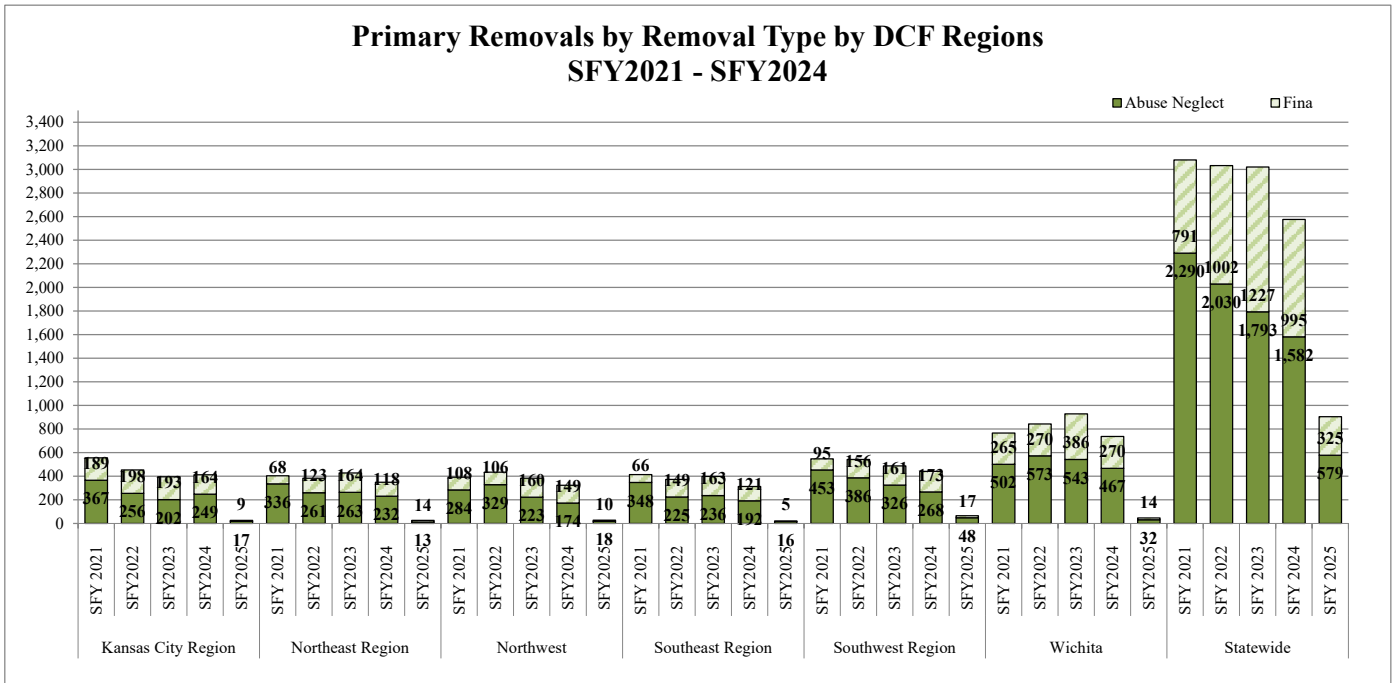
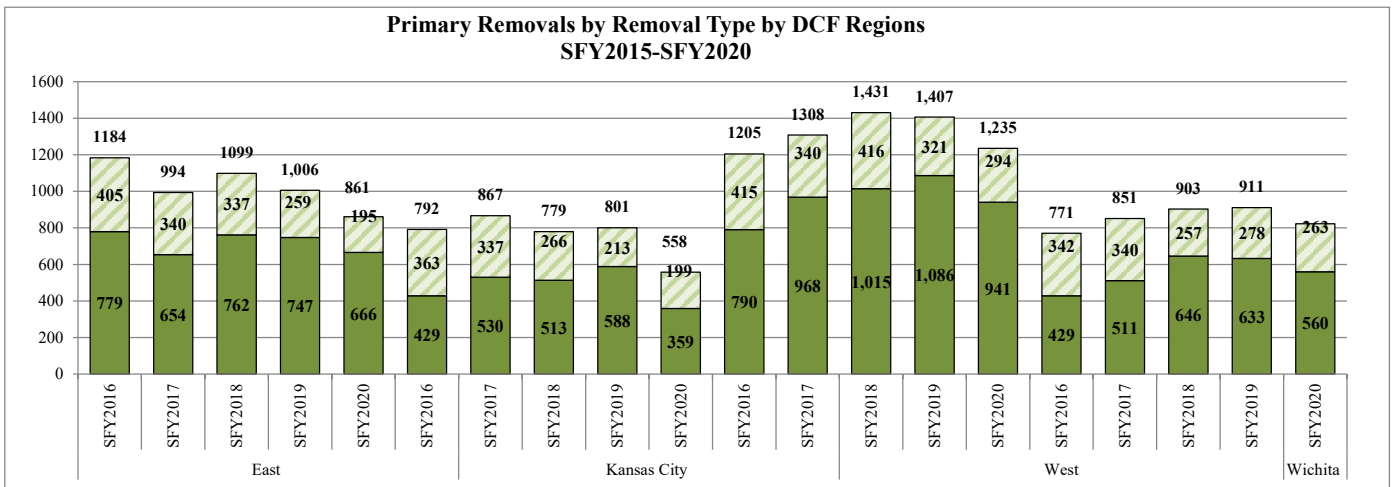
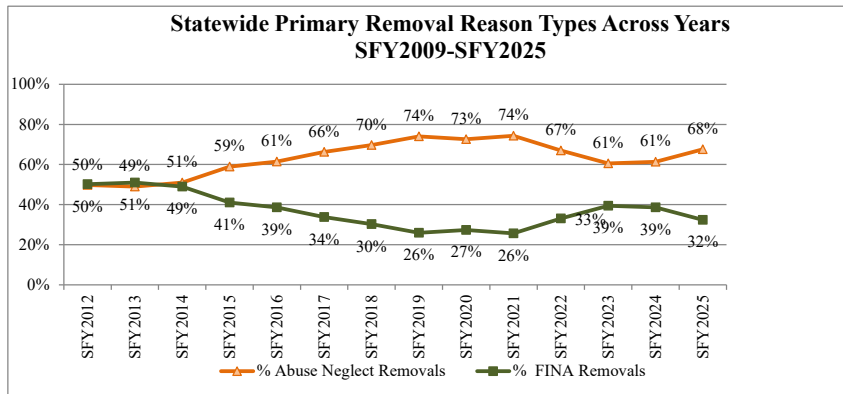


**Children Placed In Out of Home Placement by Primary Reason for Removal SFY2025**  
**Removed between 7/1/2024 and 7/31/2024**

Removal Category	Primary Removal Reason	Kansas City Region		Northeast Region		Northwest Region		Southeast Region		Southwest Region		Wichita Region		State Wide Totals	
		#	%	#	%	#	%	#	%	#	%	#	%	#	%
Abuse Neglect	Abandonment	3	12%	0	0%	0	0%	2	10%	1	2%	8	17%	14	7%
Abuse Neglect	Educational Neglect	1	4%	0	0%	0	0%	0	0%	0	0%	0	0%	1	0%
Abuse Neglect	Emotional Abuse	5	19%	0	0%	3	11%	1	5%	1	2%	1	2%	11	5%
Abuse Neglect	Failure To Thrive	0	0%	0	0%	0	0%	0	0%	0	0%	0	0%	0	0%
Abuse Neglect	Human Trafficking-Labor	0	0%	0	0%	1	4%	0	0%	0	0%	0	0%	1	0%
Abuse Neglect	Human Trafficking-Sex	0	0%	0	0%	0	0%	0	0%	0	0%	0	0%	0	0%
Abuse Neglect	Lack Of Supervision	1	4%	3	11%	5	18%	6	29%	22	34%	12	26%	49	23%
Abuse Neglect	Medical Neglect	0	0%	0	0%	1	4%	0	0%	0	0%	0	0%	1	0%
Abuse Neglect	Neglect	0	0%	0	0%	0	0%	0	0%	0	0%	0	0%	0	0%
Abuse Neglect	Physical Abuse	3	12%	10	37%	2	7%	3	14%	4	6%	7	15%	29	14%
Abuse Neglect	Physical Neglect	4	15%	0	0%	5	18%	3	14%	13	20%	4	9%	29	14%
Abuse Neglect	Sexual Abuse	0	0%	0	0%	0	0%	1	5%	6	9%	0	0%	7	3%
Abuse Neglect	Substance Affected Infant	0	0%	0	0%	1	4%	0	0%	1	2%	0	0%	2	1%
FINA	Alcohol Abuse Child	0	0%	0	0%	0	0%	0	0%	0	0%	0	0%	0	0%
FINA	Alcohol Abuse Parent	0	0%	0	0%	0	0%	0	0%	0	0%	0	0%	0	0%
FINA	Caretakers Inability to Cope	2	8%	4	15%	3	11%	2	10%	4	6%	3	7%	18	8%
FINA	Child's Behavior Problem	1	4%	2	7%	4	14%	1	5%	4	6%	4	9%	16	8%
FINA	Child's Disability	0	0%	0	0%	0	0%	0	0%	0	0%	0	0%	0	0%
FINA	Death of Parent's	0	0%	0	0%	0	0%	2	10%	0	0%	0	0%	2	1%
FINA	Domestic Violence	0	0%	0	0%	0	0%	0	0%	0	0%	5	11%	5	2%
FINA	Drug Abuse Child	0	0%	0	0%	0	0%	0	0%	0	0%	0	0%	0	0%
FINA	Drug Abuse Parent	3	12%	2	7%	0	0%	0	0%	5	8%	1	2%	11	5%
FINA	Inadequate Housing	0	0%	0	0%	0	0%	0	0%	0	0%	0	0%	0	0%
FINA	Incarceration of Parent's	0	0%	2	7%	2	7%	0	0%	0	0%	0	0%	4	2%
FINA	Infant Positive for Substances	1	4%	2	7%	0	0%	0	0%	1	2%	0	0%	4	2%
FINA	Methamphetamine use	2	8%	2	7%	0	0%	0	0%	2	3%	0	0%	6	3%
FINA	Parent Opioid Use	0	0%	0	0%	0	0%	0	0%	0	0%	0	0%	0	0%
FINA	Parent-Child Conflict	0	0%	0	0%	0	0%	0	0%	0	0%	0	0%	0	0%
FINA	Relinquishment	0	0%	0	0%	0	0%	0	0%	0	0%	0	0%	0	0%
FINA	Runaway	0	0%	0	0%	0	0%	0	0%	1	2%	1	2%	2	1%
FINA	Truancy	0	0%	0	0%	1	4%	0	0%	0	0%	0	0%	1	0%
Statewide Totals		26	100%	27	100%	28	100%	21	100%	65	100%	46	100%	213	100%
Abuse Neglect Totals		17	65%	13	48%	18	64%	16	76%	48	74%	32	70%	144	68%
FINA Totals		9	35%	14	52%	10	36%	5	24%	17	26%	14	30%	69	32%
Statewide Totals		26	100%	27	100%	28	100%	21	100%	65	100%	46	100%	213	100%

Data Source: FACTS



**Children Placed In Out of Home Placement by Primary Reason for Removal SFY2025  
Removed between 7/1/2024 and 7/31/2024**

Removal Category	Primary Removal Reason	Under 1		1 to 3		4 to 6		7 to 9		10 to 12		13 to 15		16 to 17		18 and Over		Statewide Totals	
		#	%	#	%	#	%	#	%	#	%	#	%	#	%	#	%	#	%
Abuse Neglect	Abandonment	4	13%	0	0%	0	0%	0	0%	1	5%	4	9%	5	18%	0	0%	14	7%
Abuse Neglect	Educational Neglect	0	0%	0	0%	0	0%	0	0%	0	0%	1	2%	0	0%	0	0%	1	0%
Abuse Neglect	Emotional Abuse	1	3%	1	3%	1	5%	1	3%	4	20%	2	4%	1	4%	0	0%	11	5%
Abuse Neglect	Failure To Thrive	0	0%	0	0%	0	0%	0	0%	0	0%	0	0%	0	0%	0	0%	0	0%
Abuse Neglect	Human Trafficking-Labor	0	0%	0	0%	0	0%	0	0%	0	0%	1	2%	0	0%	0	0%	1	0%
Abuse Neglect	Human Trafficking-Sex	0	0%	0	0%	0	0%	0	0%	0	0%	0	0%	0	0%	0	0%	0	0%
Abuse Neglect	Lack Of Supervision	8	25%	14	37%	9	47%	7	23%	3	15%	4	9%	4	14%	0	0%	49	23%
Abuse Neglect	Medical Neglect	0	0%	0	0%	0	0%	0	0%	0	0%	1	2%	0	0%	0	0%	1	0%
Abuse Neglect	Neglect	0	0%	0	0%	0	0%	0	0%	0	0%	0	0%	0	0%	0	0%	0	0%
Abuse Neglect	Physical Abuse	3	9%	7	18%	2	11%	5	17%	1	5%	7	15%	4	14%	0	0%	29	14%
Abuse Neglect	Physical Neglect	3	9%	6	16%	3	16%	7	23%	2	10%	7	15%	1	4%	0	0%	29	14%
Abuse Neglect	Sexual Abuse	0	0%	2	5%	0	0%	1	3%	2	10%	2	4%	0	0%	0	0%	7	3%
Abuse Neglect	Substance Affected Infant	2	6%	0	0%	0	0%	0	0%	0	0%	0	0%	0	0%	0	0%	2	1%
FINA	Alcohol Abuse Child	0	0%	0	0%	0	0%	0	0%	0	0%	0	0%	0	0%	0	0%	0	0%
FINA	Alcohol Abuse Parent	0	0%	0	0%	0	0%	0	0%	0	0%	0	0%	0	0%	0	0%	0	0%
FINA	Caretakers Inability to Cope	5	16%	1	3%	0	0%	2	7%	1	5%	5	11%	4	14%	0	0%	18	8%
FINA	Child's Behavior Problem	0	0%	0	0%	0	0%	1	3%	4	20%	8	17%	3	11%	0	0%	16	8%
FINA	Child's Disability	0	0%	0	0%	0	0%	0	0%	0	0%	0	0%	0	0%	0	0%	0	0%
FINA	Death of Parent's	0	0%	0	0%	1	5%	1	3%	0	0%	0	0%	0	0%	0	0%	2	1%
FINA	Domestic Violence	0	0%	2	5%	0	0%	1	3%	1	5%	1	2%	0	0%	0	0%	5	2%
FINA	Drug Abuse Child	0	0%	0	0%	0	0%	0	0%	0	0%	0	0%	0	0%	0	0%	0	0%
FINA	Drug Abuse Parent	1	3%	3	8%	2	11%	2	7%	1	5%	1	2%	1	4%	0	0%	11	5%
FINA	Inadequate Housing	0	0%	0	0%	0	0%	0	0%	0	0%	0	0%	0	0%	0	0%	0	0%
FINA	Incarceration of Parent's	0	0%	0	0%	0	0%	1	3%	0	0%	0	0%	3	11%	0	0%	4	2%
FINA	Infant Positive for Substances	4	13%	0	0%	0	0%	0	0%	0	0%	0	0%	0	0%	0	0%	4	2%
FINA	Methamphetamine use	1	3%	2	5%	1	5%	0	0%	0	0%	1	2%	1	4%	0	0%	6	3%
FINA	Parent Opioid Use	0	0%	0	0%	0	0%	0	0%	0	0%	0	0%	0	0%	0	0%	0	0%
FINA	Parent-Child Conflict	0	0%	0	0%	0	0%	0	0%	0	0%	0	0%	0	0%	0	0%	0	0%
FINA	Relinquishment	0	0%	0	0%	0	0%	0	0%	0	0%	0	0%	0	0%	0	0%	0	0%
FINA	Runaway	0	0%	0	0%	0	0%	0	0%	0	0%	1	2%	1	4%	0	0%	2	1%
FINA	Truancy	0	0%	0	0%	0	0%	1	3%	0	0%	0	0%	0	0%	0	0%	1	0%
Statewide Totals		32	100%	38	100%	19	100%	30	100%	20	100%	46	100%	28	100%	0	0%	213	100%

Abuse Neglect Totals	21	66%	30	79%	15	79%	21	70%	13	65%	29	63%	15	54%	0	0%	144	68%
FINA Totals	11	34%	8	21%	4	21%	9	30%	7	35%	17	37%	13	46%	0	0%	69	32%
Statewide Totals	32	100%	38	100%	19	100%	30	100%	20	100%	46	100%	28	100%	0	0%	213	100%

Data Source: FACTS