



PPM 2090

Children with Problematic Sexual Behaviors

Case Read Analysis SFY-2025

Purpose:	House Bill 2013 went into effect July 1, 2019, for children/youth identified with problematic sexual behaviors on assigned reports to be referred to an advocacy center or mental health provider.
Population Criteria:	Intakes assigned January 1, 2022, through June 30, 2022, with youth less than 18 years of age who have been identified as an alleged perpetrator of sexual abuse.
Period Under Review:	April 1, 2024 - September 30, 2024
Review Dates:	October 1, 2024 - December 31, 2024
Total Population:	150 intakes
Random Sample:	67 intakes
Case Count by Region:	East- 18 West- 23 KC- 6 Wichita- 20

Question 1: Is there a determination made that the minor ALP is a child/youth with problematic sexual behaviors?

	East	West	KC	Wichita	Statewide
Yes	6	3	0	11	20
No	11	2	6	4	23
N/A	1	18	0	5	24
Total	18	23	6	20	67
Performance "Yes"/ Total Number of Intakes	33%	13%	0%	55%	30%

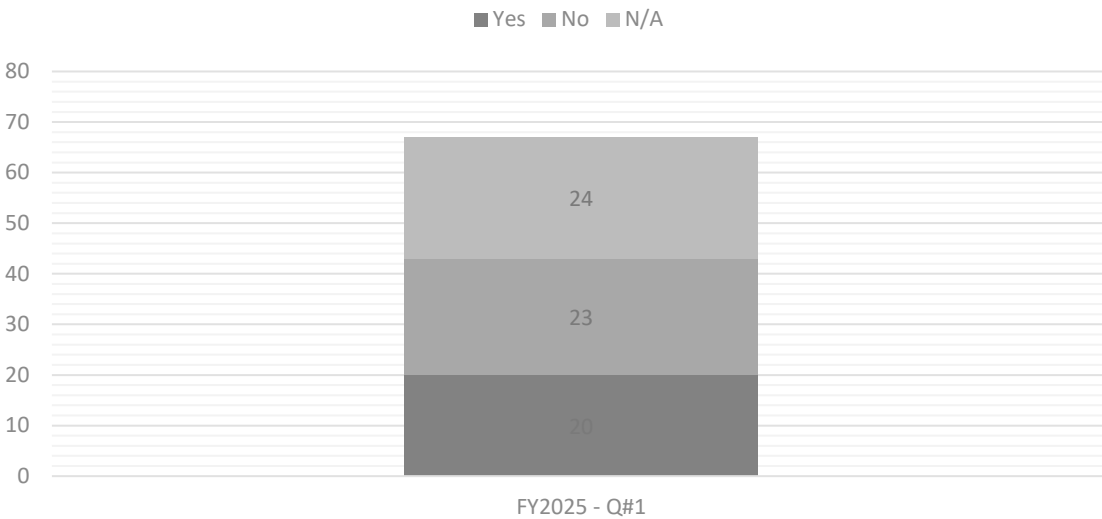
PUR: April 1, 2024 – September 30, 2024

- 30% Statewide (20 intakes out of 67) had a determination the alleged perpetrator (ALP) is a youth with problematic sexual behaviors (PSB).
- 36% Statewide (24 intakes out of 67) didn't have a determination in the family record due to lack of documentation.
- 34% Statewide (23 intakes out of 67) had a determination the ALP is NOT a youth with PSB.

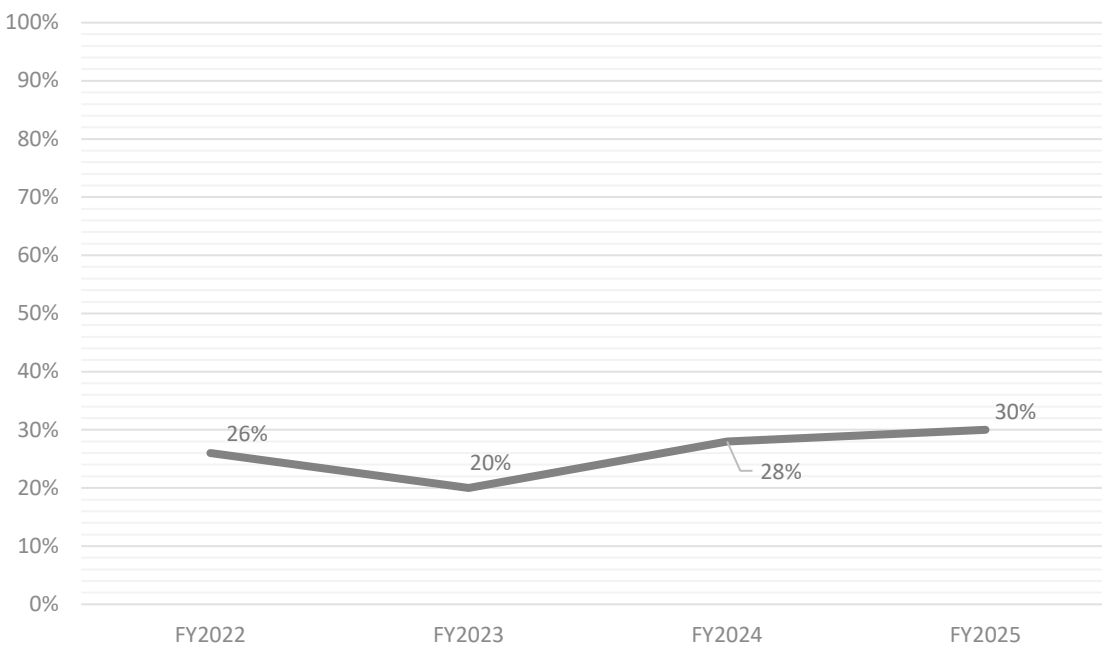
Numerator: The number of intakes where the alleged perpetrator (ALP) has been identified to be a youth with problematic sexual behaviors (PSB).

Denominator: Sample profile of Intakes assigned April 1, 2024, through September 30, 2024, with youth less than 18 years of age who have been identified as an alleged perpetrator of sexual abuse.

Question 1: Is there a determination made that the minor ALP is a child/youth with problematic sexual behaviors?



Question 1: Is there a determination made that the minor ALP is a child/youth with problematic sexual behaviors?



*The read conducted in 2024 had a sample of 67 intakes and 30% had a determination that the ALP is a child with PSB.

Question 2: Does the family record contain a completed PPS 2014B, Referral for Services Child Sexual Behavioral Problems?

	East	West	KC	Wichita	Statewide
Yes	1	2	0	10	13
No	6	19	0	7	31
Total	7	21	0	17	44
Performance "Yes"/ Total Number of Youth Perpetrators	14%	10%		59%	29%

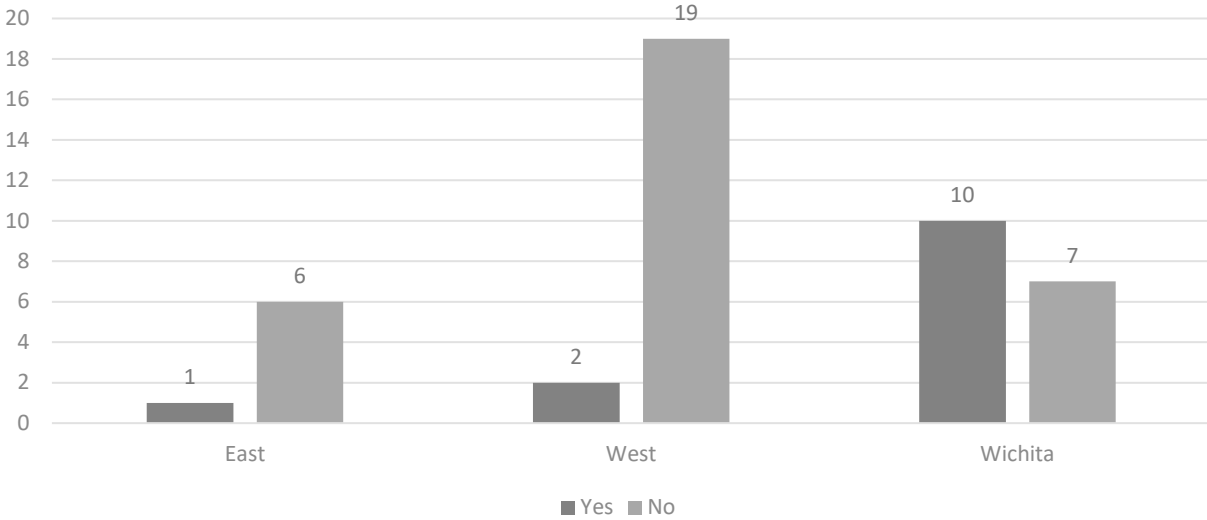
- PUR: April 1, 2024 – September 30, 2024

• 30% Statewide (13 intakes out of 44) contained a completed PPS 2014B.
• 70% Statewide (32 intakes out of 44) did not contain a completed PPS 2014B.
• 44 ALPs were identified to be a youth with PSB, of those 44, 13 family records contained the PPS 2014B, Referral for Services Child Sexual Behavior Problems.
• The KC region had no youth who were identified to have PSBs.

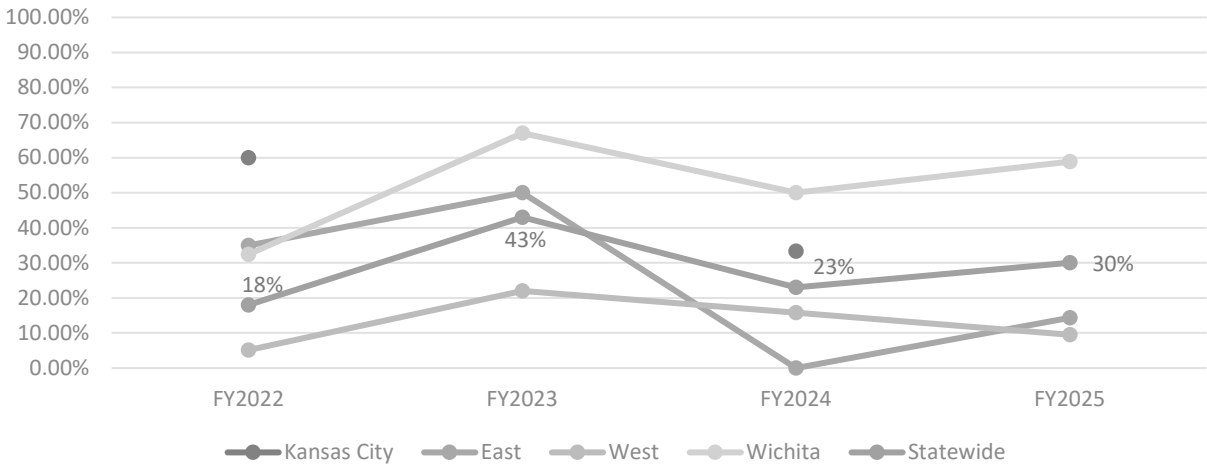
Numerator: The number of family records containing the PPS 2014B, Referral for Services Child Sexual Behavior Problems.

Denominator: The number of alleged youth perpetrators who were identified as a youth with problematic sexual behaviors

Question 2: Does the family record contain a completed PPS 2014B, Referral for Services Child Sexual Behavioral Problems?



Question 2: Does the family record contain a completed PPS 2014B, Referral for Services Child Sexual Behavioral Problems?



*The read conducted in 2024 had a sample consisting of 44 youth who were identified to be a youth with PSB, 30% (13) of those had a 2014B in the family file.

Question 3: Does the family record contain a referral for services utilizing a different referral form, or referral process?

	East	West	KC	Wichita	Statewide
Yes	2	0	0	1	3
No	8	14	0	6	28
Total	10	14	0	7	31
Performance "Yes"/ Total number of identified youth with PSB that did not receive a referral using the PPS 2014B	20%	0%		14%	10%

PUR: Jan 1, 2022 – Jun 31, 2022

- 8% Statewide (3 family records out of 36) contained a referral for services utilizing a referral form, or referral process different from the 2014B.
- 92% Statewide (33 family records out of 36) did not contain a referral for services utilizing a referral form, or referral process different from the 2014B.
- 20 ALPs were identified to be a youth with PSB and another 24, it was not clearly documented there was a PSB but there were behavior concerns. Of those 44 total, 13 family records contained the PPS 2014B Referral for Services Child Sexual Behavior Problems, and 3 received a referral for services utilizing a different referral form or referral process from the 2014B.
- 36% Statewide (16 out of 44 family records) contained a referral for services. This is a decrease
- The KC region had no youth who were identified to have PSBs.

Numerator: The number of family records containing a referral for services utilizing a referral form, or referral process different from the 2014B.

Denominator: The number of family records with an identified youth perpetrator who did not receive a referral on a PPS 2014B.

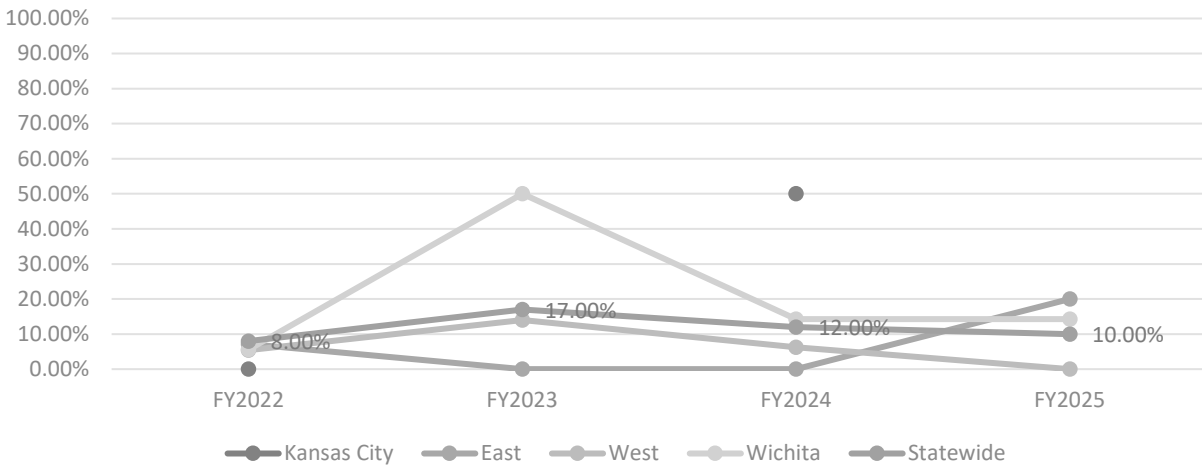
Services Referred

Child Advocacy Center
13 referrals

Local MH Provider
1 referrals

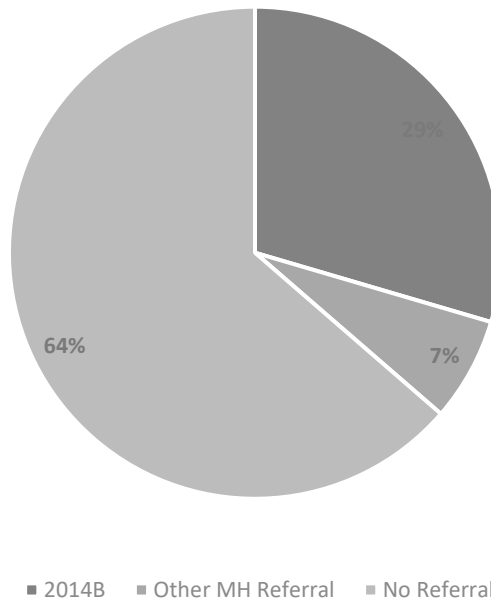
Private Therapy
2 referral

Question 3: Does the family record contain a referral for services utilizing a different referral form, or referral process?



Out of 44 identified youth perpetrators (20 clearly identified, 24 with concerns but no documented decision), 13 received referrals using the 2014B, 3 received referrals using other referral processes and 28 youth had no referral in their family record.

Referrals for Services - FY2025



Question 4: At the time of the assessment, is there documentation that indicates the family or child/youth was already participating in mental health services, community-based services/child advocacy center or DCF contracted services?

	East	West	KC	Wichita	Statewide
Yes	2	10	0	7	19
No	5	11	0	9	25
Total	7	21	0	16	44
Performance "Yes"/ Total number of identified youth perpetrators per region	29%	48%		44%	43%

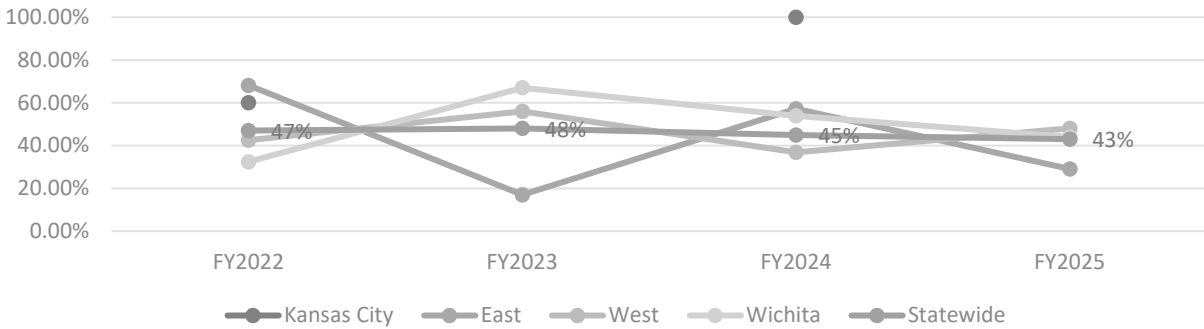
PUR: Jan 1, 2022 – Jun 31, 2022

- 43% Statewide (19 youth out of 44) family records of identified youth perpetrators contained documentation that indicates the family, or youth was already participating in services at the time of assessment.
- 43% Statewide (19 youth out of 44 identified youth perpetrators) did not receive any referrals and were not already established in services at the time of assessment.
- The KC region had no youth identified to have PSBs.

Numerator: The number of family records containing documentation indicating the identified youth perpetrator was participating in MH services at the time of the assessment.

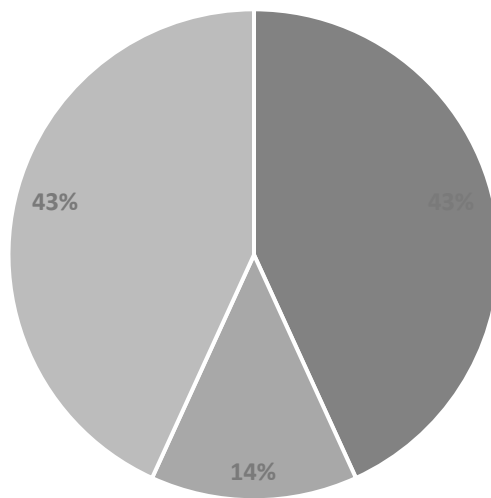
Denominator: The number of family records with an identified youth perpetrator.

Question 4: At the time of the assessment, is there documentation that indicates the family or child/youth was already participating in mental health services, community-based services/child advocacy center or DCF contracted services?



Due to some overlap between youth already receiving services and referrals sent for services, there were just 6 youth who received a referral for services by DCF but were not receiving services prior to the assessment. In total, 43% of youth received a referral for services or were already receiving services.

Referrals for Services - FY2025



■ Prior Services + New Referral ■ New Referral ■ No Referral ■

Question 5: Does the family record contain documentation of the parent/caregiver’s decision regarding participating in the DCF referred service? Include parent/caregiver’s decision in rationale box, if a decision is located.

	East	West	KC	Wichita	Statewide
Yes	2	1	0	6	9
No	3	0	0	7	10
N/A	13	22	6	7	48
Total	18	23	6	20	67
Performance “Yes”/ Total number of applicable referrals made for identified youth perpetrators	40%	100%		46%	47%

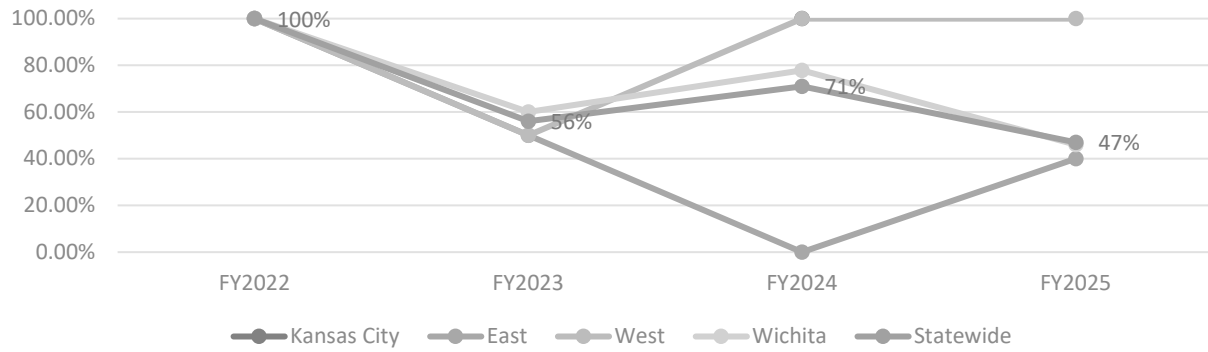
PUR: Jan 1, 2022 – Jun 31, 2022

- 47% Statewide (9 youth out of 19) family records of identified youth perpetrators contained documentation containing the parent/caregiver’s decision regarding participation in services.
- 7 of the 9 documented parental decisions **agreed** to services for the youth/family.
- The KC region had no youth identified to have PSBs.

Numerator: The number of family records containing documentation of the parent/caregiver’s decision regarding participating in services.

Denominator: The number of applicable referrals made for identified youth perpetrators.

Question 5: Does the family record contain documentation of the parent/caregiver's decision regarding participating in the DCF referred service? Include parent/caregiver's decision in rationale box, if a decision is located.



Question 6: If a referral for services was made, does the family record contain documentation of follow-up with the family and/or service provider regarding the referred service?

	East	West	KC	Wichita	Statewide
Yes	0	0	0	2	2
No	3	2	0	9	14
Total	3	2	0	11	16
Performance "Yes"/ Total number of referrals made for youth who were identified to have PSBs.	0%	0%		18%	13%

PUR: Jan 1, 2022 – Jun 31, 2022

- 13% Statewide (2 youth out of 16) family records contained documentation of follow-up with the family and/or service provider regarding the referred service.
- 2 family record contained documentation of a follow-up indicating the youth was actively participating in services. 1 of these indicated the youth was not using skills taught.
- The KC region had no youth identified to have PSBs.

Numerator: The number of family records containing documentation of follow-up with the family and/or service provider regarding the referred service.

Denominator: Total number of referrals made for youth who were identified to have PSBs.