



2024

Kansas Child Care Market Analysis

Technical Report

Prepared for

Kansas Department for Children and Families

By

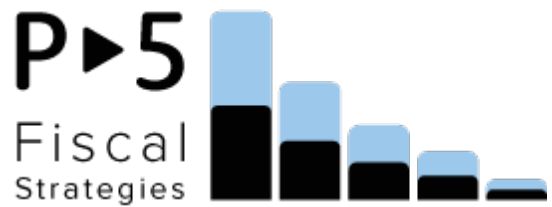
Public Policy and Management Center at
Wichita State University

And

Prenatal to Five Fiscal Strategies



PUBLIC POLICY & MANAGEMENT CENTER



Contents

- Contents..... 3
- List of Figures..... 5
- List of Tables..... 6
- Acknowledgments 8
- Disclaimer 9
- Executive Summary 10
 - Cost Areas and Market Rate Percentiles..... 10
 - Market Rate Survey 12
- Introduction & Background 13
 - Purpose 13
 - Organization of the Report..... 14
- Methodology..... 15
 - Market Rate Analysis..... 15
 - Market Rate Survey 15
- Results 20
 - Child Care Provider Status 20
 - Child Care Provider Types..... 21
 - Age Categories 22
 - Calculation of Hourly Rates 24
 - Hours of Care 25
 - Benefits Compared With Market Rates..... 28
 - Provider Participation With CCDF..... 30
- Recommendations 31

Kansas County Rate Groupings	31
Narrow Cost Analysis	33
Appendix A: Market Rate Survey Instrument	49
Appendix B: Count of Providers in Kansas.....	86
Appendix C: Hourly Full-Time Rate Percentiles	90

List of Figures

Figure 1: Weighted Median Market Rates by Current Cost Area 32

List of Tables

Table 1: Summary of Child Care Center Survey Responses by Cost Area.....	19
Table 2: Summary of Family Care Survey Responses by Cost Area	19
Table 3: Nonprofit Status by Provider Type.....	20
Table 4: Child Care Provider Types	21
Table 5: Child Care Aware of Kansas Age Groups	22
Table 6: Infant Age Group Description by Provider Type	23
Table 7: Toddler Age Group Description by Provider Type	23
Table 8: Preschool Age Group Description by Provider Type	23
Table 9: Hourly Rate Calculation, Full-Time Providers.....	24
Table 10: Provider Definition of Full-Time Care by Provider Type	25
Table 11: Provider Definition of Part-Time Care by Provider Type.....	26
Table 12: Type of Alternative Hour Care Offered by Provider Type	27
Table 13: Current Benefit Rates and 75th Percentile Market Rate by Age, Cost Area, and Provider Type.....	29
Table 14: Percentage of Respondents Who Knew About the Child Care Assistance Program, by Type.....	30
Table 15: Percentage of Respondents Who Participate in the Child Care Assistance Program, by Type.....	30
Table 16: Percentage of Respondents Who Participated in the Child Care Assistance Program in the Past, by Type.....	30
Table 17: Current and Proposed Cost Areas	32
Table 18: Count of Providers in Kansas by County, Cost Area, and Type	87
Table 19: Full-Time Hourly Rate Percentiles for Child Care Centers by Age and Cost Area.....	91
Table 20: Full-Time Hourly Rate Percentiles for Family Homes by Age and Cost Area	91
Table 21: Full-Time Hourly Market Rate Percentiles for Child Care Centers by County and Cost Area (0-11 Months).....	92

Table 22: Full-Time Hourly Market Rate Percentiles for Child Care Centers by County and Cost Area (12-35 Months)	95
Table 23: Full-Time Hourly Market Rate Percentiles for Child Care Centers by County and Cost Area (36-59 Months)	98
Table 24: Full-Time Hourly Market Rate Percentiles for Child Care Centers by County and Cost Area (60+ Months)	101
Table 25: Full-Time Hourly Market Rate Percentiles for Licensed Homes by County and Cost Area (0-17 Months)	104
Table 26: Full-Time Hourly Market Rate Percentiles for Licensed Homes by County and Cost Area (18-35 Months)	108
Table 27: Full-Time Hourly Market Rate Percentiles for Licensed Homes by County and Cost Area (36-59 Months)	112
Table 28: Full-Time Hourly Market Rate Percentiles for Licensed Homes by County and Cost Area (60+ Months)	116

Acknowledgments

The Public Policy and Management Center (PPMC) and Prenatal to Five Fiscal Strategies (P5FS) would like to thank the Kansas Department for Children and Families (DCF) and members of the advisory committee who assisted with input into this report, especially Nichelle Adams (DCF), Lindsay Orion (University of Kansas), Samantha Sulsar (Child Care Aware of Kansas), Melissa Schoenberger (Kansas Department of Health and Environment), Marie Treichel (Kansas Association for Infant and Early Childhood Mental Health), Angie Carnes (Child Care Provider Coalition of Kansas), Haley Hynek (Kansas Child Care Training Opportunities), Nick Engels (Child Care Provider), Amy Gottschamer (Child Care Provider), Lisa Schmidt (Child Care Provider), Emily Barnes (Kansas Action for Children), and Sara Bloom (Kansas Department of Commerce).

Disclaimer

The PPMC at Wichita State University and Prenatal to Five Fiscal Strategies conducted the following study. The PPMC is an independent research body unaffiliated with the Kansas Department for Children and Families. The PPMC research team and P5FS prepared the report using data collected from external sources. The findings assume data received from internal and external sources are accurate. The findings represent the PPMC research team's and P5FS's views, opinions, and conclusions alone. The report does not express the official or unofficial policy of Wichita State University.

Executive Summary

Every three years, the Kansas Department for Children and Families (DCF) conducts a Child Care Market Rate Analysis to determine the distribution of rates for child care across the state. The following highlights information reported in the current study.

Cost Areas and Market Rate Percentiles

DCF groups providers into one of three county categories based on similar private pay rates to determine maximum state rates. These age- and facility-based categories receive a maximum state rate:

- High cost
- Mid cost
- Low cost

The following table contains the current cost area groupings and proposed changes based on the results of this study:

Cost Area	Current Counties in Cost Area	Proposed Counties in Cost Area
1	Johnson	Johnson
2	Butler, Douglas, Ellis, Geary, Harvey, Jefferson, Leavenworth, Miami, Pottawatomie, Riley, Rush, Scott, Sedgwick, Seward, Shawnee, Wyandotte	Butler, Douglas, Ellis, Geary, Greeley , Harvey, Jefferson, Leavenworth, Miami, Pottawatomie, Riley, Rush, Scott, Sedgwick, Seward, Shawnee, Wyandotte
3	All Counties Not Listed Above	All Counties Not Listed Above

Across all three cost areas, the subsidy remains less than the amount charged by some providers. The following table contains the current maximum benefit rate and 75th percentile market rate by provider type, age, and cost area:

Age Category (Months)	Cost Area	Maximum Benefit Rate	75th Percentile Market Rate	Benefit Rate Percentile
Child Care Centers				
0-11	1	\$6.21	\$7.33	30th-35th
	2	\$4.99	\$5.58	50th-55th
	3	\$4.98	\$3.56	100th+
12-35	1	\$5.94	\$6.25	60th-65th
	2	\$4.33	\$4.62	60th-65th
	3	\$3.74	\$3.16	100th+
36-59	1	\$4.90	\$5.51	45th-50th
	2	\$3.78	\$4.13	50th-55th
	3	\$2.79	\$2.95	65th-70th
60+	1	\$4.63	\$4.81	65th-70th
	2	\$3.37	\$3.65	65th-70th
	3	\$2.69	\$2.78	70th-75th
Family Homes				
0-17	1	\$4.33	\$4.52	70th-75th
	2	\$3.37	\$3.75	60th-65th
	3	\$2.79	\$2.88	60th-65th
18-35	1	\$4.04	\$4.33	65th-70th
	2	\$3.08	\$3.37	60th-65th
	3	\$2.73	\$2.69	100th+
36-59	1	\$3.85	\$4.23	65th-70th
	2	\$2.88	\$3.37	55th-60th
	3	\$2.73	\$2.60	100th+
60+	1	\$3.85	\$3.85	100th+
	2	\$2.88	\$3.17	65th-70th
	3	\$2.40	\$2.50	65th-70th

Market Rate Survey

The PPMC administered the 2023 Child Care Market Analysis Survey to providers across the state to capture information not available through other data sources (e.g., Child Care Aware of Kansas).

Key Findings

- Approximately 30 percent of responding providers indicated they represent a nonprofit business. The number jumps to 66 percent for child care centers. Only 12.35 percent of responding family child care providers run a nonprofit business.
- When asked to provide definitions of full-time and part-time care, most providers indicated they charge the full-time rate regardless of the number of hours.
- Of the providers who responded they knew about the DCF Child Care Subsidy Program (88 percent or 533), 77.16 percent of child care centers and 56.87 percent of family child care providers report participation.
- Only 13.89 percent of child care providers reported they provide alternative hour care (e.g., before and/or after school, overnight, weekend).

Introduction & Background

Purpose

The Kansas Department for Children and Families (DCF) designs and oversees programs to improve access to affordable child care. One such program is the Child Care Subsidy Program, which helps eligible low-income families offset child care costs. This enables parents to pursue education, training, or employment while ensuring their children receive safe and quality care.

DCF sets subsidy rates based on local market rates, which are analyzed every three years to accurately reflect current costs and ensure a balance between affordability for families and fair compensation for providers. These analyses provide valuable insights into various aspects of child care, including rates, services offered, and staff qualifications.

To assess the adequacy of current state rates and county groupings, DCF commissioned the Public Policy and Management Center (PPMC) at Wichita State University to analyze the set of regulated child care market rates across Kansas. The findings presented in this report are crucial in ensuring that all Kansas families, regardless of income or location, have access to quality child care.

The PPMC primarily utilized rate information and other relevant data from Child Care Aware of Kansas, a child care resource and referral agency that collects this data. For information not available through Child Care Aware, the PPMC conducted an electronic survey, with final edits overseen by DCF and an advisory team.

Organization of the Report

The report proceeds as follows:

1. The *Methodology* section describes how the PPMC used existing data to calculate median rates—and any conversions—and collected new data through a survey to obtain and provide additional information on child care provider practices.
2. The *Results* section describes the findings related to the study's scope of work.
3. The *Narrow Cost Analysis* section presents the methodology and results of the narrow cost analysis—conducted independently by Prenatal to Five Fiscal Strategies.
4. The report concludes with *Recommendations* for cost area changes.
5. *Appendix A* contains the final version of the survey instrument.
6. *Appendix B* contains the counts of providers by county, cost area, and provider type.
7. *Appendix C* contains additional market rate percentiles by county, cost area, age, and provider type.

Methodology

Market Rate Analysis

This study analyzes the distribution of child care rates across Kansas, considering provider type, demographics, geography, and additional factors such as accreditation, alternative hour care, and food program participation. The analysis utilizes both administrative data from Child Care Aware of Kansas and survey data.

Market Rate Survey

The Public Policy and Management Center (PPMC) developed a survey on behalf of the Kansas Department for Children and Families (DCF) to collect information not captured in the Child Care Aware of Kansas Database. This information includes:

- Availability of alternative-hour care
- Definitions of full-time and part-time care
- Provider participation in the CCDF subsidy program
- Occurrence of enrollment and other fees
- Provider discounts or the ability to negotiate lower rates

Before conducting the survey, the PPMC presented the market analysis project to the Early Childhood Recommendations Panel on October 20th, 2023, and requested volunteers to serve on an advisory committee. The Early Childhood Recommendations Panel is part of the Kansas Early Childhood Governance Structure and informs the early childhood Children's Cabinet work. Following this and additional recommendations from DCF and others, the PPMC formed an advisory committee comprising individuals from various agencies, organizations, and groups:

- Kansas Department for Children and Families
- Kansas Department of Health and Environment
- Kansas Children's Cabinet

- Child Care Aware of Kansas
- Kansas Association for Infant and Early Childhood Mental Health
- Kansas Child Care Training Opportunities
- Child Care Provider Coalition of Kansas
- Kansas Action for Children
- Kansas Department of Commerce
- Current Child Care Providers

The PPMC engaged with individuals from these organizations to gather feedback on the survey instrument. The survey was developed electronically using Qualtrics, incorporating advanced logic to guide respondents through the survey based on their answers. The PPMC held virtual meetings with the advisory committee to discuss the survey and address any questions or concerns related to the survey questions. The PPMC tested the survey internally (using research staff) and externally (using members of the advisory team) and made revisions based on the feedback received.

Survey Sampling & Distribution

Instead of using a complex sampling procedure, the PPMC chose to survey every provider in the Kansas child care market to ensure equal opportunity for participation. The PPMC created a letter inviting providers to participate in the survey, which included a link and QR code to the electronic survey. The Kansas Department of Health and Environment (KDHE) sent the letter to providers through its electronic messaging software on March 22, 2024, and DCF subsequently shared the invitation through its partners. KDHE sent a reminder on March 29, 2024, and the survey closed on April 5, 2024.

Response Rates and Final Sample

The survey received a total of 1,165 responses:

- 587 complete responses (50.39 percent)
- 257 partially complete responses (22.06 percent)

- 321 incomplete responses (27.55 percent)

The PPMC considered a survey complete if the respondent answered the first question in the final section, designed to capture data for the Narrow Cost Analysis. A survey was considered incomplete if the respondent either opened the survey but did not provide any information or only answered the first question (regarding child care provider status). The following analyses examine the 844 complete and partially complete responses.

The survey received responses from 95 counties across the state (90.5 percent). The 10 counties not represented include:

- Chautauqua
- Decatur
- Elk
- Harper
- Haskell
- Hodgeman
- Stafford
- Stanton
- Wallace
- Woodson

According to the Child Care Aware of Kansas data, these counties had seven or fewer providers as of October 20, 2023. The exception is Harper County with 12 providers.

DCF groups providers into one of three county categories based on similar private pay rates to determine maximum state rates. The tables below summarize the response rates within each cost area for home-based child care ([Table 1](#)) and center-based child care ([Table 2](#)).

Table 1: Summary of Child Care Center Survey Responses by Cost Area

Child Care Center Providers	Sample Size	Surveys Received	Response Rate
Cost Area 1	352	50	14.20%
Cost Area 2	606	121	19.97%
Cost Area 3	341	80	23.46%
Cost Area Not Identified			
Total Center Care Count	1,299	251	19.32%

Table 2: Summary of Family Care Survey Responses by Cost Area

Family Child Care Providers	Sample Size	Surveys Received	Response Rate
Cost Area 1	426	74	17.37%
Cost Area 2	1,337	200	14.96%
Cost Area 3	1,476	304	20.60%
Cost Area Not Identified		2	
Total Family Child Care Count	3,239	580	17.91%

Results

Child Care Provider Status

Over 98 percent of respondents (831) indicated they were still providing child care at the time of the survey. Twenty-three (23) respondents indicated they no longer provide child care, citing the following reasons:

- Burnout, stress, or emotional exhaustion (2)
- Personal reasons, such as retirement or health concerns (2)
- New job or business opportunity (1)
- Other (8)

Common reasons for responding “Other” include:

- Not yet open (e.g., under construction) (3)
- Waiting for a license (2)

Approximately 30 percent of respondents indicated they represented a nonprofit business. The following table shows the difference in status by provider type:

Table 3: Nonprofit Status by Provider Type

Status	Child Care Centers	Family Child Care
For-profit	34.00%	87.65%
Nonprofit	66.00%	12.35%
Unknown	0.00%	2.47%

Child Care Provider Types

The following table outlines the types of care used to classify providers as either a child care center or a family child care provider.

Table 4: Child Care Provider Types

Child Care Centers (Center-Based Care)	Family Child Care (Home-Based Care)
Child Care Centers	Licensed Family Homes
Preschools	Licensed Group Homes
Head Start Programs	
School Age Programs	

*These category definitions come from the Kansas Department of Health and Environment.

Child Care Centers

- **Child Care Centers:** Provide care and educational activities for 13 or more children aged two weeks to 16 years old, for more than three hours and less than 24 hours per day.
- **Building-Based School-Age Programs:** Offer before and after-school care for school-aged children.
- **Preschools:** Provide learning experiences for children aged 30 months or older who have not yet reached kindergarten eligibility. Preschool sessions do not exceed three hours (per session), with a maximum of one session per day and no meals served.
- **Head Start Centers:** Receive funding through the Head Start program and fall under the Child Care Center designation.

Family Child Care

- **Licensed Family Home:** Provides care for up to 10 children under 16 years old.
- **Licensed Group Home:** Provides care for up to 12 children under 16 years old.

The table in [Appendix B](#) contains the count of providers by county, cost area, and type.

Age Categories

This section describes the differences in how age groups are defined among the Kansas providers and Child Care Aware of Kansas.

Child Care Aware of Kansas Age Groups

Child Care Aware of Kansas uses the following age group descriptions:

Table 5: Child Care Aware of Kansas Age Groups

Child Care Centers (Center-Based Care)	Family Child Care (Home-Based Care)
0 through 11 months	0 through 17 months
12 through 35 months	18 through 35 months
36 through 59 months	36 through 59 months
60 months and older	60 months and older

These descriptions align with the DCF age groups, so the PPMC did not need to adjust for any incongruencies in the cost area and market rate percentile analyses.

Age Groups Defined by Providers

Providers responded to the following questions in the survey:

- *What age qualifies for the infant rate at your facility?*
- *What age qualifies for the toddler rate at your facility?*
- *What age qualifies for the preschool rate at your facility?*

Table 6, Table 7, and Table 8 summarize the provider responses by type of care.

Table 6: Infant Age Group Description by Provider Type

Response	Child Care Centers	Family Homes
0-12 months	38.31%	12.68%
0-18 months	1.99%	60.29%
I do not enroll infants	48.76%	7.48%
Other	10.95%	19.54%

Table 7: Toddler Age Group Description by Provider Type

Response	Child Care Centers	Family Homes
12-30 months	23.88%	4.18%
12-36 months	27.86%	8.14%
18-30 months	2.49%	11.06%
18-36 months	3.98%	43.22%
I do not enroll toddlers	27.86%	1.88%
Other	13.93%	31.52%

Table 8: Preschool Age Group Description by Provider Type

Response	Child Care Centers	Family Homes
30 months-kindergarten enrollment	23.38%	24.38%
30-60 months	12.44%	21.39%
36 months-kindergarten enrollment	28.36%	71.64%
36-60 months	5.47%	17.41%
36-72 months	15.42%	26.37%
I do not enroll preschoolers	7.96%	9.45%
Other	6.97%	67.66%

Calculation of Hourly Rates

Data from Child Care Aware of Kansas included rates of varying time intervals (e.g. hourly, daily, weekly, and monthly). To produce a common metric for reporting child care provider rates, all provided rates were converted to hourly. The current study calculates median rates for full-time providers and part-time providers.

Definition of Full-Time: Included in full-time are providers who met the following conditions:

- Reported valid full-time rates (hourly above \$1 and < \$10)
- Reported care available Monday through Friday
- Rendered services between 50-55 hours per week

If providers reported any valid full-time rate, rates were converted to hourly by dividing the daily rate by 10.4 (52 hours/5 days); weekly rate by 52 (hours/week); and monthly by 4.33 weeks per month and then divided by 52 hours per week.

The PPMC converted any valid full-time rate to an hourly rate by dividing the daily rate by 10.4 (52 hours/5 days); weekly rate by 52 (hours/week); and monthly by 4.33 weeks per month (and then by 52 hours per week).

Table 9: Hourly Rate Calculation, Full-Time Providers

Conversion	Divisor	Basis
Hours per Day	10.40	52 Hours per Week/5 Days per Week
Hours per Week	52.00	Number of Hours per Week
Weeks per Month	4.33	52 Weeks per Year/12 Months per Year

Hours of Care

This section describes the differences in how providers define full-time care and part-time care and whether they offer alternative hour care.

Full-Time Care

The majority of providers (55.16 percent or 374) indicated they either charge the full-time rate regardless of hours or do not enroll children part-time:

- I charge the full-time rate regardless of hours (32.30 percent or 219)
- I do not enroll children full-time (22.86 percent or 155)

Table 10 shows the definitions of full-time care by provider type.

Table 10: Provider Definition of Full-Time Care by Provider Type

	Child Care Centers	Family Homes
20 hours or more	5.47%	7.31%
25 hours or more	7.46%	7.72%
30 hours or more	8.46%	7.72%
35 hours or more	7.46%	4.59%
40 hours or more	9.95%	11.27%
I charge the full-time rate regardless of hours	40.30%	54.91%
I do not enroll children full-time	5.97%	0.21%
Other	14.93%	6.26%

Part-Time Care

The majority of providers (52.65 percent or 357) indicated they either charge the full-time rate regardless of hours or do not enroll children full-time:

- I charge the full-time rate regardless of hours (50.74 percent or 344)
- I do not enroll children part-time (1.92 percent or 13)

Table 11 shows the definitions of full-time care by provider type.

Table 11: Provider Definition of Part-Time Care by Provider Type

	Child Care Centers	Family Homes
15 hours or less	5.97%	3.98%
20 hours or less	8.96%	11.11%
25 hours or less	9.95%	9.01%
30 hours or less	7.96%	7.55%
35 hours or less	2.99%	1.47%
I charge the full-time rate regardless of hours	17.91%	38.36%
I do not enroll children part-time	23.38%	22.64%
Other	22.89%	5.87%

Alternative Hour Care

When asked about offering alternative hour care, 86.11 percent (533) of providers indicated they do not offer alternative hour care. The results did not vary much between provider types:

- 88.48 percent (169) of responding child care centers do not provide alternative hour care
- 85.05 percent (364) of responding family care providers do not provide alternative hour care

Providers who responded “Yes” to providing alternative hour care were asked the question, “What types of alternate hour care do you provide?” [Table 12](#) shows the types of alternate hour care provided by provider type.¹

Table 12: Type of Alternative Hour Care Offered by Provider Type

	Child Care Centers	Family Homes
Before and/or after school	72.73%	65.63%
Drop-in care	45.45%	53.13%
Early morning	45.45%	82.81%
Evening	22.73%	32.81%
Overnight	0.00%	9.38%
School days out	45.45%	75.00%
Weekend	4.55%	21.88%
Other	9.09%	7.81%

¹ The numbers in [Table 12](#) do not sum to 100 percent as providers were allowed to select multiple types of alternative hour care.

Benefits Compared With Market Rates

The Maximum Subsidy Rate is the highest hourly rate the Department for Children and Families will reimburse a family for child care. This rate depends on the type of facility and the child's age. The 75th percentile market rate is the rate at or below which 75 percent of providers charge for child care. The Department of Health and Human Services recommends this rate as the benchmark for provider subsidy rates.

Table 6 compares the maximum benefit rate with the 75th percentile market rate from the Child Care Aware of Kansas data. The table categorizes the results by age group, provider type, and current DCF Cost Areas. The tables in *Appendix C* contain additional percentiles and breakdown by county.

Table 13: Current Benefit Rates and 75th Percentile Market Rate by Age, Cost Area, and Provider Type

Age Category (Months)	Cost Area	Maximum Benefit Rate	75th Percentile Market Rate	Benefit Rate Percentile
Child Care Centers				
0-11	1	\$6.21	\$7.33	30th-35th
	2	\$4.99	\$5.58	50th-55th
	3	\$4.98	\$3.56	100th+
12-35	1	\$5.94	\$6.25	60th-65th
	2	\$4.33	\$4.62	60th-65th
	3	\$3.74	\$3.16	100th+
36-59	1	\$4.90	\$5.51	45th-50th
	2	\$3.78	\$4.13	50th-55th
	3	\$2.79	\$2.95	65th-70th
60+	1	\$4.63	\$4.81	65th-70th
	2	\$3.37	\$3.65	65th-70th
	3	\$2.69	\$2.78	70th-75th
Family Homes				
0-17	1	\$4.33	\$4.52	70th-75th
	2	\$3.37	\$3.75	60th-65th
	3	\$2.79	\$2.88	60th-65th
18-35	1	\$4.04	\$4.33	65th-70th
	2	\$3.08	\$3.37	60th-65th
	3	\$2.73	\$2.69	100th+
36-59	1	\$3.85	\$4.23	65th-70th
	2	\$2.88	\$3.37	55th-60th
	3	\$2.73	\$2.60	100th+
60+	1	\$3.85	\$3.85	100th+
	2	\$2.88	\$3.17	65th-70th
	3	\$2.40	\$2.50	65th-70th

Provider Participation With CCDF

The survey contained the following questions regarding provider participation with CCDF:

- *Do you know about the Child Care Assistance (subsidy) program through the Department for Children and Families (DCF)?*
- *Do you participate in the DCF Child Care Assistance (subsidy) program?*
- *Have you ever participated in the DCF Child Care Assistance (subsidy) program at any point in the past?*

Approximately 88 percent (533) of providers indicated they knew about the subsidy program; 63.04 percent (336) responded “Yes” to program participation; and 50.52 percent (98) indicated previous participation in the subsidy program. *Table 11, Table 12, and Table 13* summarize the provider responses by type of care.

Table 14: Percentage of Respondents Who Knew About the Child Care Assistance Program, by Type

	Child Care Centers	Family Homes
No	13.83%	11.46%
Yes	86.17%	88.54%

Table 15: Percentage of Respondents Who Participate in the Child Care Assistance Program, by Type

	Child Care Centers	Family Homes
No	22.84%	43.13%
Yes	77.16%	56.87%

Table 16: Percentage of Respondents Who Participated in the Child Care Assistance Program in the Past, by Type

	Child Care Centers	Family Homes
No	80.00%	42.77%
Yes	20.00%	57.23%

Recommendations

Kansas County Rate Groupings

To assess how accurately Kansas counties are grouped by childcare costs, the PPMC analyzed market rates for full-time childcare providers (50-55 hours per week, Monday-Friday).²

The analysis included:

- **Scatterplots:** to visualize the distribution of market rates within each cost area
- **Rate Calculations:** using mean and median rates for child care centers and family care—separately and combined
- **Child Care Center Comparisons:** using weighted and unweighted age categories

The PPMC calculated a combined Child Care Center and Family Child Care median hourly rate for each county, weighted by the number of providers of each type.

Recommendations for Cost Area Changes

Figure 1 shows the distribution of weighted median market rates by current cost area.

Table 4 shows the current and proposed county cost area groupings. With one exception—Greeley County—the current cost areas remain intact.³

² Counties with fewer than three providers were excluded to avoid skewed results due to small sample sizes.

³ DCF holds harmless rate groupings if past rates were higher, so the PPMC chose not to recommend moving any counties from cost area two to cost area three (see *Figure 1*).

Figure 1: Weighted Median Market Rates by Current Cost Area

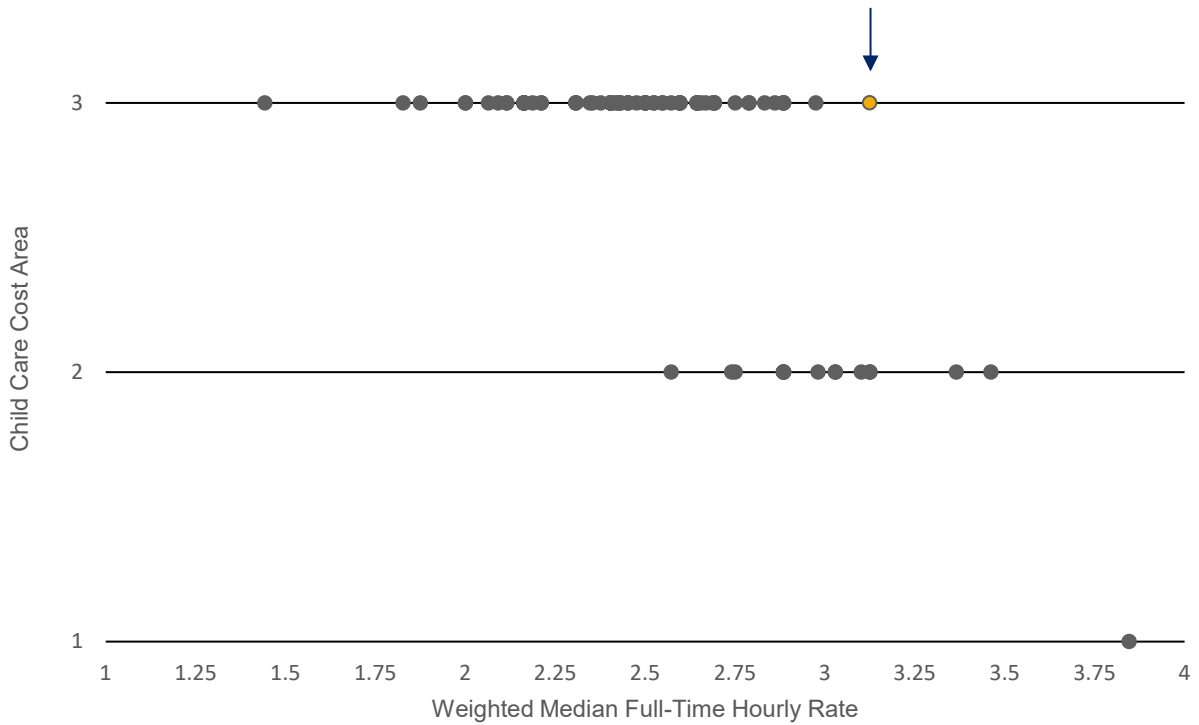
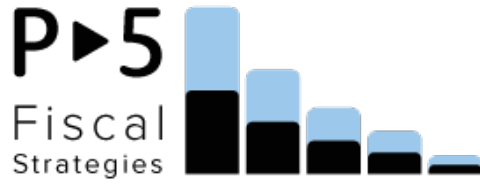


Table 17: Current and Proposed Cost Areas

Cost Area	Current Counties in Cost Area	Proposed Counties in Cost Area
1	Johnson	Johnson
2	Butler, Douglas, Ellis, Geary, Harvey, Jefferson, Leavenworth, Miami, Pottawatomie, Riley, Rush, Scott, Sedgwick, Seward, Shawnee, Wyandotte	Butler, Douglas, Ellis, Geary, Greeley , Harvey, Jefferson, Leavenworth, Miami, Pottawatomie, Riley, Rush, Scott, Sedgwick, Seward, Shawnee, Wyandotte
3	All Counties Not Listed Above	All Counties Not Listed Above

Narrow Cost Analysis

The following pages present the methodology and results of the narrow cost analysis conducted by Prenatal to Five Fiscal Strategies using data from the survey and market rate percentiles and cost areas provided by the Public Policy and Management Center. The table numbers in this section start over (from one) and are not included in the [List of Tables](#) at the beginning of the document.



Kansas Narrow Cost Analysis

Prepared for
Kansas Department for Children and Families

By
Simon Workman & Jeanna Capito,
Prenatal to Five Fiscal Strategies

June 2024

Introduction & Background

Child Care and Development Fund (CCDF) Lead Agencies are required to complete a Narrow Cost Analysis as part of their FY 2025-2027 CCDF state plan. The Kansas Department for Children and Families (DCF) commissioned Prenatal to Five Fiscal Strategies (P5FS) to complete this narrow cost analysis. The analysis estimates the cost of care (including any relevant variation by geographic location, category of provider, or age of child) necessary to support (1) child care providers' implementation of the health, safety, quality, and staffing requirements, and (2) higher quality care, as defined by the state.

This Narrow Cost Analysis, or NCA, process meets the [CCDF State Plan](#) requirements and answers the following questions in the FY 2025 – 2027 CCDF Plan (Section 4.2.2):

- a. *How did the Lead Agency conduct a narrow cost analysis (e.g., a cost model, a cost study, existing data or data from the Provider Cost of Quality Calculator)?*
- b. *In the Lead Agency's analysis, were there any relevant variations by geographic location, category of provider, or age of child?*
- c. *What assumptions and data did the Lead Agency use to determine the cost of care at the base level of quality (e.g., ratios, group size, staff compensations, staff training, etc.)?*
- d. *How does the Lead Agency define higher quality and what assumptions and data did the Lead Agency use to determine cost at higher levels of quality (e.g., ratio, group size, staffing levels, staff compensation, professional development requirements)? A Lead Agency can use a quality improvement system or other system of quality indicators (e.g., accreditation, pre-Kindergarten standards, Head Start Program Performance Standards, or State-defined quality measures).*
- e. *What is the gap between cost and price, and how did the Lead Agency consider this while setting payment rates? Did the Lead Agency target any rate increases where gaps were the largest or develop any long-term plans to increase rates based on this information?*

Methodology

P5FS developed a customized Excel-based cost model for the state to conduct this narrow cost analysis. The Kansas Child Care Cost Model employs a similar methodological [approach](#) used by P5FS in several states and communities across the country, as well as the Provider Cost of Quality Calculator ([PCQC](#)), the web-based cost modeling tool provided by the federal Office of Child Care that has been approved for use in subsidy rate setting. By creating an Excel-based model, P5FS developed a customized tool for Kansas that can account for the unique context of the state. This model also benefited from assumptions and analysis conducted for the 2022 Kansas Narrow Cost Analysis.

The Kansas Child Care Cost Model helps users understand the discrete costs of delivering child care services, with variations based on provider and age of child. The model integrates the cost

of meeting Kansas child care licensing standards and additional costs related to higher-quality care, aligned with the state's pilot Quality Rating and Improvement System (QRIS), Links to Quality, as well as with Kansas Early Head Start standards, which the state implements in Early Head Start-Child Care Partnership settings.

The cost model allows users to estimate the cost of care for programs of different sizes, serving different age children and in a child care center or family child care home that meets health, safety, and licensing requirements. Additionally, the model allows user to understand the impact on the cost of care of variations in salaries and benefits (health insurance, paid sick days and paid leave) as well as the impact of higher-quality requirements related to the Links to Quality QRIS pilot and Kansas Early Head Start standards.

The model produces a cost per child output at a statewide level because the data source for compensation, the primary cost driver, is provided at a statewide level. However, to meet the geographic analysis requirements of the NCA, the statewide cost per child outputs are compared to regional child care prices, based on the most recent market rate survey, to demonstrate how geographic variation in prices compares to the statewide cost.

Determining the cost of child care in Kansas

The Kansas child care cost model reflects the standards that licensed child care providers are required to meet. P5FS reviewed these standards to determine the cost drivers to include in the model and confirmed assumptions with DCF. Primarily these costs are driven by child-to-staff ratios, group size limits, and caregiver qualifications. The cost for educators to participate in annual training and professional development, at 16 hours per year, were also included in order to meet licensing requirements and health and safety standards. All nonpersonnel expenses necessary to operate a program are also captured in the model, including occupancy costs based on the square footage requirements detailed in licensing. Full details of the cost drivers in the child care cost model variables are included in the appendix.

Staffing Pattern

The number of teachers included in the model is based on the ratio and group size requirements provided by Kansas licensing standards. Table 1 details the ratio and group size data for child care centers.

Table 1: Ratio and group size limits, child care center

Age Group	Adult:Child Ratio	Max Group Size
Infant (0-12 months)	1:3	9
Toddler (12-24 months)	1:5	10
2 and 3-year-olds	1:7	14
4 and 5-year-olds	1:12	24
School age (6-12 years)	1:16	32

In addition to classroom staff, a Program Director is included, at 0.5 FTE if the program has capacity for less than 50 children, and at full time if capacity is 50 or above. An Assistant Director, or equivalent position, and an Administrative Assistant are included at 0.5 FTE for every 50 children to provide sufficient staffing to operate the program.

In the family child care setting, the provider/owner is the only staff member, and the program has a maximum capacity of 10 children, including three school age children and with no more than two children under two-years-old.

Salaries

With personnel expenses accounting for the [largest share](#) of a child care providers budget, the salary choices made in the model are the most significant driver of cost. In using the Kansas Child Care Cost Model to complete this narrow cost analysis, two salary options were considered. The first aligns with data collected by Wichita State University as part of the 2024 Market Rate Survey, providing an estimate of current salaries in 2024. The second option uses data from the U.S. Bureau of Labor Statistics, or BLS, which aligns with default data in the PCQC, and includes estimates of salaries for several positions in a child care program. In the Kansas cost model, when a user selects the BLS salary option, the model uses the BLS preschool teacher category for all lead teachers in the child care center, regardless of the age of children served. As part of the narrow cost analysis the model therefore enables costs to be considered at both current salary levels, and with increased compensation. Table 2 details these two salary options for each position category used in the model.

Table 2: Salary data in Kansas Child Care Cost Model, licensed center-based care

	Market Rate Survey Data	Bureau of Labor Statistics Data
Director	\$39,949	\$52,680
Asst. Director/Ed Coordinator	\$18,942	\$42,144
Admin. Assistant	\$15,080	\$33,550
Lead Teacher	\$25,832	\$43,640
Asst Teacher	\$16,274	\$27,400
Floater/Sub	\$16,274	\$15,080

Family child care provider/owners often do not pay themselves a set salary, but rather their income is whatever is left over after all business expenses are paid. To fully capture the cost of care and to better compare across settings, the Kansas Child Care Cost Model includes income for the family child care provider/owner. This is intended to ensure the model accounts for the provider/owner being able to generate income after all business expenses have been paid. To account for this income, the model aligns the provider/owner with the annual salary for a lead teacher in a child care center. Table 3 details the salary data in the model for family child care positions.

Table 3: Salary/income data in Kansas Child Care Cost Model, licensed family child care

	Market Rate Survey Data	Bureau of Labor Statistics Data
FCC Provider/Owner	\$19,889	\$43,640
FCC Assistant Teacher	\$16,274	\$27,400

Benefits

The Kansas Child Care Cost Model includes all mandatory taxes and employee benefits. In addition, by default all scenarios generated for this narrow cost analysis include the cost of the program contributing to health insurance or other discretionary benefits for all employees, Data from the 2024 market rate survey found that many programs do not offer health insurance or paid time off for their staff members – only 29 percent of child care center respondents reported offering health insurance. However, to promote best practice for recruiting and retaining employees, the default in this narrow cost analysis includes the program contributing to the cost of health insurance at the amount of \$5,238 per year per staff member, based on [data](#) provided by the Kaiser Family Foundation for the average employer contribution to employee health insurance in Kansas.

Data from the market rate survey also found that on average providers offer eight paid holidays per year, eight paid vacation days and six paid sick days, as well as 2.5 paid professional development days. The model includes the cost of this paid time off in the form of a floater teacher or a substitute to cover the hours while staff are not in the program for these different reasons.

Nonpersonnel expenses

The Kansas Child Care Cost Model includes all nonpersonnel expenses necessary to operate a child care program in the state of Kansas. The PCQC is the data source for the values for these expenses. This data was updated in 2024 and includes cost of living adjustments for Kansas. Tables 4 and 5 summarize the annual cost per child for the main nonpersonnel expense categories.

Table 4: Nonpersonnel expenses, child care centers

Expense Category	Annual Cost
Program Management/Administration <i>(includes office supplies/equipment, telephone, internet, legal and professional fees, permits etc.)</i>	\$348/child
Occupancy <i>(includes rent/lease/mortgage, utilities, maintenance/repair)</i>	\$19,840/classroom <i>(average)</i>
Education/Program Child expenses <i>(includes food, classroom supplies, medical supplies, child assessment etc.)</i>	\$2,638/child
Education/Program Staff expenses <i>(includes professional consultants, training/PD)</i>	\$256/classroom

Table 5: Nonpersonnel expenses, family child care homes

Expense Category	Annual Cost
Program Management/Administration <i>(includes office supplies/equipment, telephone, internet, legal and professional fees, permits etc.)</i>	\$514/child
Occupancy* <i>(includes rent /mortgage, utilities, maintenance/repair, household supplies)</i>	\$4,709/home
Education/Program Child expenses <i>(includes food, education supplies, medical supplies, child assessment etc.)</i>	\$1,028/child
Education/Program Staff expenses <i>(includes professional consultants, training/PD)</i>	\$297/home

*Shared expense, total adjusted by time-space percentage to account only for occupancy costs related to operation of child care business.

Results

Several scenarios were developed in the Kansas Child Care Cost Model to estimate the cost of care for this narrow cost analysis. To compare costs across scenarios and isolate the impact of specific variables, P5FS created a default size and age composition for each setting. The default program serves children infants through school age and operates on a 10-hour day, full-year schedule. For child care centers, the default program serves 89 children across 5 classrooms. In the Early Head Start scenario, capacity is reduced to 71 children due to lower ratio/group size requirements. The default family child care home serves 10 children. Tables 6 and 7 provide the characteristics of the default programs used in this analysis.

Table 6: Default program characteristics for 2024 narrow cost analysis, child care centers

	Licensing & Links to Quality		Kansas Early Head Start	
	Classrooms	Capacity	Classrooms	Capacity
Infant (0-12 months)	1	9	1	8
Toddler (12-24 months)	1	10	1	8
2 and 3-year-olds	1	14	1	8
4 and 5-year-olds	1	24	1	17
School age (6-12 years)	1	32	1	30
TOTAL	5	89	5	71

Table 7: Default program characteristics for 2024 narrow cost analysis, family child care

	Family Child Care Home
	Capacity
Infant (0-12 months)	2
Toddler (12-24 months)	2
2 and 3-year-olds	1
4 and 5-year-olds	2
School age (6-12 years)	3
TOTAL	10

P5FS created six scenarios in the cost model to estimate the cost of care for programs (1) meeting minimum licensing standards, (2) meeting Links to Quality standards, and (3) meeting Kansas Early Head Start standards. Current salaries, based on the market rate survey data, were used for the scenarios meeting minimum licensing standards. The higher salaries from the BLS dataset were used for the Links to Quality and Kansas Early Head Start scenarios. Tables 8 and 9 summarize the scenarios presented in this narrow cost analysis.

Table 8: Scenarios developed for 2024 narrow cost analysis, child care center

	Program Type	Salary Selection	Regulations
Scenario 1	Center	Current (MRS)	Licensing
Scenario 2	Center	Higher (BLS)	Links to Quality
Scenario 3	Center	Higher (BLS)	Kansas Early Head Start

Table 9: Scenarios developed for 2024 narrow cost analysis, family child care

	Program Type	Salary Selection	Regulations
Scenario 4	Family Child Care	Current (MRS)	Licensing
Scenario 5	Family Child Care	Higher (BLS)	Links to Quality
Scenario 6	Family Child Care	Higher (BLS)	Kansas Early Head Start

The results of the six scenarios are detailed in Tables 10 and 11. Each scenario includes the annual cost per child for the specified age group. For school age care, the annual cost is based on an average attendance of 60 percent across the year, accounting for part-time during the school year and full-time during summers and school breaks.

Table 10: Annual cost of care, per child, child care center

	<i>Scenario 1: Licensing</i>	<i>Scenario 2: Links to Quality</i>	<i>Scenario 3: Kansas EHS</i>
Infant (0-12 months)	\$16,301	\$22,740	\$25,636
Toddler (12-24 months)	\$13,703	\$18,590	\$25,636
2 and 3-year-olds	\$11,673	\$15,748	\$25,636
4 and 5-year-olds	\$9,559	\$12,786	\$16,154
School age (6-12 years)	\$5,319	\$7,438	\$8,615

Table 11: Annual cost of care, per child, family child care

	<i>Scenario 4: Licensing</i>	<i>Scenario 5: Links to Quality</i>	<i>Scenario 6: Kansas EHS</i>
Infant (0-12 months)	\$6,606	\$14,034	\$19,056
Toddler (12-24 months)	\$6,606	\$14,034	\$19,056
2 and 3-year-olds	\$6,606	\$14,034	\$19,056
4 and 5-year-olds	\$6,606	\$14,034	\$14,633
School age (6-12 years)	\$3,384	\$7,188	\$7,495

Note: The cost model produces the same result for infants through preschoolers in the family child care setting because they operate as essentially one classroom, without the age-based ratio requirements that drive cost by age in child care centers. The default scenario assumes the FCC has one provider/owner and no assistants and therefore cannot serve more than 2 infants and 10 children overall.

Comparison between cost and price

To understand what gaps, if any, exist between the estimated cost of care and the current market prices charged by providers in Kansas, P5FS conducted a gap analysis. The 75th percentile of the current market rates, based on the 2024 market rate survey, were used for this analysis. For infants, toddlers and preschoolers the full-time rate was used. The school age analysis uses 60 percent of the full-time rate, to align with the assumptions under the cost estimate. To provide a geographic analysis, the results of the statewide cost of care analysis were compared to the statewide average rate as well as to the three cost areas identified by the market rate study. A full list of the counties in each cost area, and the market price data used in this gap analysis, is provided in the appendix.

This gap analysis across six scenarios allows for a thorough understanding of the variations in gaps between the estimated cost of care and the current market prices across (1) regions of the state, (2) program type, (3) age of child, and (4) different levels of quality. Results of this gap analysis are shown in Tables 12-17.

Negative values denote that the estimated cost of care is higher than the current market prices, indicating that even if reimbursement rates were set at the federally recommended 75th percentile of the market rate, gaps would still exist between available revenues and the estimated cost of care. As shown in this analysis, providers in cost area 1 are more likely to be able to generate revenue that is closer to the cost of care from private pay families, compared to providers in cost areas 2 and 3. Similarly, market prices are closer to the cost of care for children two years old and older, compared to infants and toddlers.

Table 12: Child Care Center meeting licensing regulations: Weekly gap between estimated cost of care and current market prices, by region.

	Statewide Average	Cost Area 1	Cost Area 2	Cost Area 3
Infant (0-12 months)	(\$39)	\$53	(\$35)	(\$136)
Toddler (12-24 months)	(\$30)	\$49	(\$33)	(\$105)
2 and 3-year-olds	\$9	\$88	\$6	(\$66)
4 and 5-year-olds	\$26	\$92	\$23	(\$36)
School age (6-12 years)	\$10	\$42	\$7	(\$19)

Table 13: Child Care Center meeting Links to Quality standards: Weekly gap between estimated cost of care and current market prices, by region.

	Statewide Average	Cost Area 1	Cost Area 2	Cost Area 3
Infant (0-12 months)	(\$163)	(\$71)	(\$158)	(\$259)
Toddler (12-24 months)	(\$124)	(\$45)	(\$127)	(\$199)
2 and 3-year-olds	(\$69)	\$10	(\$72)	(\$145)
4 and 5-year-olds	(\$36)	\$29	(\$39)	(\$98)
School age (6-12 years)	(\$31)	\$1	(\$33)	(\$60)

Table 14: Child Care Center meeting Kansas Early Head Start standards: Weekly gap between estimated cost of care and current market prices, by region.

	Statewide Average	Cost Area 1	Cost Area 2	Cost Area 3
Infant (0-12 months)	(\$219)	(\$126)	(\$214)	(\$315)
Toddler (12-24 months)	(\$259)	(\$181)	(\$262)	(\$335)
2 and 3-year-olds	(\$259)	(\$181)	(\$262)	(\$335)
4 and 5-year-olds	(\$101)	(\$35)	(\$104)	(\$163)
School age (6-12 years)	(\$53)	(\$21)	(\$56)	(\$82)

Table 15: Family Child Care Home meeting licensing regulations: Weekly gap between estimated cost of care and current market prices, by region.

	Statewide Average	Cost Area 1	Cost Area 2	Cost Area 3
Infant (0-12 months)	\$59	\$99	\$60	\$17
Toddler (12-24 months)	\$46	\$89	\$41	\$8
2 and 3-year-olds	\$46	\$89	\$41	\$8
4 and 5-year-olds	\$43	\$84	\$41	\$3
School age (6-12 years)	\$30	\$50	\$30	\$10

Table 16: Family Child Care Home meeting Links to Quality standards: Weekly gap between estimated cost of care and current market prices, by region.

	Statewide Average	Cost Area 1	Cost Area 2	Cost Area 3
Infant (0-12 months)	(\$84)	(\$44)	(\$82)	(\$126)
Toddler (12-24 months)	(\$97)	(\$54)	(\$102)	(\$135)
2 and 3-year-olds	(\$97)	(\$54)	(\$102)	(\$135)
4 and 5-year-olds	(\$100)	(\$58)	(\$102)	(\$140)
School age (6-12 years)	(\$43)	(\$23)	(\$43)	(\$63)

Table 17: Family Child Care Home meeting Kansas Early Head Start standards: Weekly gap between estimated cost of care and current market prices, by region.

	Statewide Average	Cost Area 1	Cost Area 2	Cost Area 3
Infant (0-12 months)	(\$181)	(\$141)	(\$179)	(\$349)
Toddler (12-24 months)	(\$193)	(\$150)	(\$198)	(\$358)
2 and 3-year-olds	(\$193)	(\$150)	(\$198)	(\$358)
4 and 5-year-olds	(\$112)	(\$70)	(\$113)	(\$181)
School age (6-12 years)	(\$49)	(\$29)	(\$49)	(\$91)

Appendix

A. Cost Model Frame

The Kansas Child Care Cost Model includes the cost of running a legally-operating program that serves children birth through school age on a full day (10 hour/day), full year (52 week/year) schedule, and including all mandatory taxes and personnel benefits. Details of the variables in the model are provided below.

Table A1: Cost model variables

VARIABLE	BASE VALUE (licensing)	Links to Quality Additions	Early Head Start
CLASSROOM STAFFING PATTERN			
Center	1 lead teacher and 1 assistant teacher per classroom, based on state licensing rules Additional floater to cover breaks and open/close (8 hours per week per staff member)	1 lead teacher and 1 assistant teacher per classroom, based on state licensing rules Additional floater to cover breaks and open/close (8 hours per week per staff member)	1 lead teacher and 1 assistant teacher per classroom, based on early head start standards Additional floater to cover breaks and open/close (8 hours per week per staff member)
NON- CLASSROOM STAFFING PATTERN			
Center	Program Director (0.5 FTE if under 50 children, then 1.0 FTE) Assistant Director (0.5 FTE if under 100 children, then 1.0 FTE) Administrative Assistant (0.5 FTE if under 100 children, then 1.0 FTE)	Program Director (1 FTE if under 100 children, 1.5 FTE between 100-150, 2FTE if over 150) Assistant Director (1 FTE if under 100 children, 1.5 FTE between 100-150, 2FTE if over 150) Administrative Assistant (1 FTE if under 100 children, 1.5 FTE between 100-150, 2FTE if over 150)	Program Director (1 FTE if under 100 children, 1.5 FTE between 100-150, 2FTE if over 150) Assistant Director (1 FTE if under 100 children, 1.5 FTE between 100-150, 2FTE if over 150) Administrative Assistant (1 FTE if under 100 children, 1.5 FTE between 100-150, 2FTE if over 150)
FCC	Full time Provider/Owner, 8 hours assistant time	Full time Provider/Owner 8 hours assistant time Part time assistant (20 hours per week)	Full time Provider/Owner, 8 hours assistant time Part time assistant (20 hours per week)

DISCRETIONARY BENEFITS			
Center and FCC	PTO: • 8 days paid sick leave 8 days paid vacation Contribution to health insurance of \$5,238/employee	PTO: • 8 days paid sick leave 8 days paid vacation Contribution to health insurance of \$5,238/employee	PTO: • 8 days paid sick leave 8 days paid vacation Contribution to health insurance of \$5,238/employee
PLANNING TIME			
Center	None	1 hour per day per lead teacher	1 hour per day per lead teacher
FCC	None	Additional 5 hours per week assistant teacher time	Additional 5 hours per week assistant teacher time
TRAINING/PROFESSIONAL DEVELOPMENT			
Center and FCC	16 hours per provider/employee, annually	16 hours per provider/employee annually	Additional 80 hours per infant and toddler teacher, annually
FAMILY ENGAGEMENT			
Center and FCC	None	Conferences 2 times a year, per child • 2 hours of floater/substitute coverage per conference	Conferences 2 times a year, per child • 2 hours of floater/substitute coverage per conference Family Engagement Specialist (1 FTE per 46 children, paid at assistant director salary)
CHILD HEALTH AND EDUCATIONAL MATERIALS			
Center and FCC	None additional	None additional	Additional \$1,000 annually per infant and toddler Education Coordinator, 1 FTE per 46 children, paid at assistant director salary

B. County Groupings for Cost Areas

Table A2 details the counties included in each of the Cost Areas used in the gap analysis in the Results section of this report.

Table A2: Counties in each cost area

Cost Area 1	Cost Area 2	Cost Area 3			
Johnson	Butler	Allen	Elk	Linn	Reno
	Douglas	Anderson	Ellsworth	Logan	Republic
	Ellis	Atchison	Finney	Lyon	Rice
	Gearly	Barber	Ford	Marion	Rooks
	Harvey	Barton	Franklin	Marshall	Russell
	Jefferson	Bourbon	Gove	McPherson	Saline
	Leavenworth	Brown	Graham	Meade	Sheridan
	Miami	Chase	Grant	Mitchell	Sherman
	Riley	Chautauqua	Gray	Montgomery	Smith
	Rush	Cherokee	Greenwood	Morris	Stafford
	Scott	Cheyenne	Hamilton	Morton	Stanton
	Sedgwick	Clark	Harper	Nemaha	Stevens
	Seward	Clay	Haskell	Neosho	Sumner
	Shawnee	Cloud	Hodgeman	Ness	Thomas
	Wyandotte	Coffey	Jackson	Norton	Trego
	Greeley	Comanche	Jewell	Osage	Wabaunsee
	Pottawatomie	Cowley	Kearny	Osborne	Wallace
		Crawford	Kingman	Ottawa	Washington
		Decatur	Kiowa	Pawnee	Wichita
		Dickinson	Labette	Phillips	Wilson
		Doniphan	Lane	Pratt	Woodson
		Edwards	Lincoln	Rawlins	

C. Market Price Data

The 75th percentile of the current market prices, based on the 2024 market rate survey, are used in the gap analysis in the Results section of this report. Tables A3 and A4 document the 75th percentile of current market prices for each of the cost areas and age of child for child care centers and family child care homes. In order to compare the statewide cost of care to a statewide price, a statewide average price was also created based on a simple average across the three cost areas.

Table A3: Child care centers, 75th percentile of current weekly market prices.

	<i>Statewide Average</i>	<i>Cost Area 1</i>	<i>Cost Area 2</i>	<i>Cost Area 3</i>
Infant (0-12 months)	\$274.44	\$366.59	\$278.85	\$177.88
Toddler (12-24 months)	\$233.78	\$312.50	\$230.77	\$158.07
2 and 3-year-olds	\$233.78	\$312.50	\$230.77	\$158.07
4 and 5-year-olds	\$209.85	\$275.39	\$206.73	\$147.44
School age (6-12 years)*	\$112.47	\$144.43	\$109.61	\$83.36

**To accurately compare price and cost, school age market rate data is adjusted to 60% of the full time rate in order to align with the assumptions for the cost estimate.*

Table A4: Family child care homes, 75th percentile of current weekly market prices.

	<i>Statewide Average</i>	<i>Cost Area 1</i>	<i>Cost Area 2</i>	<i>Cost Area 3</i>
Infant (0-12 months)	\$185.90	\$225.96	\$187.50	\$144.23
Toddler (12-24 months)	\$173.08	\$216.35	\$168.27	\$134.62
2 and 3-year-olds	\$173.08	\$216.35	\$168.27	\$134.62
4 and 5-year-olds	\$169.87	\$211.54	\$168.27	\$129.81
School age (6-12 years)*	\$95.19	\$115.39	\$95.19	\$75.00

**To accurately compare price and cost, school age market rate data is adjusted to 60% of the full time rate in order to align with the assumptions for the cost estimate.*

D. Data Sources

The following data sources informed development of the Kansas Child Care Cost Model:

Administration for Children and Families, Office of Child Care, *Provider Cost of Quality Calculator*. Available at: <https://childcareta.acf.hhs.gov/pcqc>

Kaiser Family Foundation, *Average Annual Single Premium per Enrolled Employee for Employer-Based Health Insurance*. Available at: <https://www.kff.org/other/state-indicator/single-coverage/>

Kansas Department of Health and Environment, *Child Care Licensing Regulations & Policy Exceptions*. Available at: <https://www.kdhe.ks.gov/342/Child-Care-Licensing-Regulations-Policy->

Kansas Department for Children and Families, *Links to Quality Standards*. Available at: <https://ksqualitynetwork.org/links/> and from written communications with DCF staff.

Kansas Department for Children and Families, *12-23 Maximum Hourly Child Care Benefit Rates by Type of Provider and Age of Child*. Available at: https://content.dcf.ks.gov/ees/keesm/appendix/c-18_providerratecht.pdf

U.S. Bureau of Labor Statistics, Occupational Employment and Wage Statistics, *May 2022 State Occupational Employment and Wage Estimates, Kansas*. Available at: https://www.bls.gov/oes/2023/may/oes_ks.htm

Wichita State University, *Kansas Child Care Market Analysis Survey, 2024*.

Appendix A: Market Rate Survey Instrument

The following pages present the final version of the market rate survey instrument.



Introduction

2024 Kansas Child Care Market Analysis Survey

Your input as a licensed child care provider is very important in making sure that Child Care Assistance rates are set at appropriate levels and help inform the system on what providers need to be appropriately compensated in Kansas. Please complete the following survey, where your responses will be used by the Public Policy & Management Center at Wichita State University and Prenatal to Five Fiscal Strategies to conduct a market analysis of child care in Kansas. Please e-mail jamie.fuller@wichita.edu if you have any questions or difficulties while taking this survey.

Childcare Provider

Are you currently providing licensed child care in the state of Kansas, whether or not you are enrolled as a Child Care Assistance provider through the Department for Children and Families or any other state agencies?

- Yes
- No

Non Provider

Why are you not providing care?

- Lack of demand for care in my community
- Financial challenges, such as low payment rates
- Personal reasons, such as retirement, health issues, family change, or relocation
- Not able to maintain compliance or unable to meet standards
- New job or business opportunity came up
- Burnout, stress, or emotional exhaustion
- Other

Provider Type

Provider Information

Please enter your child care facility license number. If you maintain more than one licensed premises, you should fill out the survey *for each licensed facility*.

What is your childcare license type?

- Licensed Child Care Home
- Group Child Care Home
- Child Care Facility
- Preschool
- Head Start
- School Age Program
- School Age Drop-In Program

Are you a non-profit or for-profit program?

- Non-profit
- For-profit

In which county do you provide care?

Kansas Counties

Child Data

Enrollment Information

Currently, what is the maximum number of children allowed in your facility per your license? If you run a facility that limits children based on age, you may report the currently available maximum number of children based on your enrollment today.

What age qualifies for the infant rate at your facility?

- 0-12 months
- 0-18 months
- Other
- I do not enroll infants

What age qualifies for the toddler rate at your facility?

- 12-30 months
- 12-36 months
- 18-30 months
- 18-36 months
- Other
- I do not enroll toddlers

What age qualifies for the preschool rate at your facility?

- 30-60 months
- 36-72 months
- 30 months-kindergarten enrollment
- 36-60 months
- 36-72 months
- 36 months-kindergarten enrollment
- Other
- I do not enroll preschoolers

Please provide the number of children you prefer to serve and your current vacancies in each group. If you do not serve that age group, please enter 0.

	Infants	Toddlers	Preschool	School Age
Desired capacity (number of children you prefer to serve)	<input type="text"/>	<input type="text"/>	<input type="text"/>	<input type="text"/>
DCF Child Care Assistance (subsidy) program Capacity (maximum subsidized children you prefer to serve)	<input type="text"/>	<input type="text"/>	<input type="text"/>	<input type="text"/>
Vacancies (total vacancies for full-time or part-time enrollment today)	<input type="text"/>	<input type="text"/>	<input type="text"/>	<input type="text"/>
DCF Child Care Assistance (subsidy) program vacancies (total number of full-time or part-time openings that can be filled by subsidized children)	<input type="text"/>	<input type="text"/>	<input type="text"/>	<input type="text"/>

Rates Charged

Standard Rates

In your facility, how many hours per week defines part-time?

- 35 hours or less
- 30 hours or less
- 25 hours or less
- 20 hours or less
- 15 hours or less
- I charge the full-time rate regardless of hours
- I do not enroll children part-time
- Other

In your facility, how many hours per week defines full-time?

- 20 hours or more
- 25 hours or more
- 30 hours or more
- 35 hours or more
- 40 hours or more
- I charge the full-time rate regardless of hours
- I do not enroll children full-time
- Other

Does your program charge standard part-time or full-time **monthly** rates?

- Yes
- No

Specify **maximum monthly** rates charged. For any boxes that don't apply to your facility (i.e. you don't care for infants, or you don't offer part-time services), please enter 0.

	Infants	Toddlers	Preschool	School Age
Part-time monthly rate	<input type="text"/>	<input type="text"/>	<input type="text"/>	<input type="text"/>
Full-time monthly rate	<input type="text"/>	<input type="text"/>	<input type="text"/>	<input type="text"/>

Does your program charge part-time or full-time **weekly** rates?

- Yes
- No

Specify the **maximum weekly** rates charged. For any boxes that don't apply to your facility (i.e. you don't care for infants, or you don't offer part-time services), please enter 0.

	Infants	Toddlers	Preschool	School Age
Part-time weekly rate	<input type="text"/>	<input type="text"/>	<input type="text"/>	<input type="text"/>
Full-time weekly rate	<input type="text"/>	<input type="text"/>	<input type="text"/>	<input type="text"/>

Does your program charge part-time or full-time **daily** rates?

- Yes
- No

Specify the **maximum daily** rates charged. For any boxes that don't apply to your facility (i.e. you don't care for infants, or you don't offer part-time services), please enter 0.

	Infants	Toddlers	Preschool	School Age
Part-time daily rate	<input type="text"/>	<input type="text"/>	<input type="text"/>	<input type="text"/>
Full-time daily rate	<input type="text"/>	<input type="text"/>	<input type="text"/>	<input type="text"/>

Does your program charge part-time or full-time **hourly** rates?

- Yes
- No

Specify **maximum hourly** rates charged. For any boxes that don't apply to your facility (i.e. you don't care for infants, or you don't offer part-time services), please enter 0.

	Infants	Toddlers	Preschool	School Age
Part-time hourly rate	<input type="text"/>	<input type="text"/>	<input type="text"/>	<input type="text"/>
Full-time hourly rate	<input type="text"/>	<input type="text"/>	<input type="text"/>	<input type="text"/>

Alternative Hour Care

Alternate Hour Rates

Do you provide alternative hour care, i.e. early morning, evening, late night, holiday, or weekend hours?

- Yes
- No

What types of alternate hour care do you provide? *Please select all that apply.*

- Before and/or after school
- Drop-in care
- Early morning
- Evening
- Overnight
- School days out
- Weekend
- Other

Do you charge an alternate rate for these hours?

- Yes
- No

Specify your *total rate* for alternate hours (i.e. if you charge a base rate + an additional fee, enter the total amount charged per hour). For any boxes that don't apply to your program (i.e. you don't care for infants, or you don't offer part-time services), please enter 0.

	Infants	Toddlers	Preschool	School Age
Hourly	<input type="text"/>	<input type="text"/>	<input type="text"/>	<input type="text"/>
Daily	<input type="text"/>	<input type="text"/>	<input type="text"/>	<input type="text"/>
Weekly	<input type="text"/>	<input type="text"/>	<input type="text"/>	<input type="text"/>
Monthly	<input type="text"/>	<input type="text"/>	<input type="text"/>	<input type="text"/>

General Program Participation

Improvement Program Participation

Is your facility currently enrolled in the Child and Adult Care Food Program (CACFP, or The Food Program)?

- Yes
- No

Is your facility currently enrolled in any other quality improvement programs?

- Yes
- No

Which other programs are you enrolled in?

Accreditation

Accreditation is a formal review process carried out by a nationally recognized agency, such as the National Early Childhood Program (NECPA) or the National Association for the Education of Young Children (NAEYC). Is your facility accredited?

- Yes
- No

Department for Children and Families Program Participation

DCF Program Participation

Do you know about the Child Care Assistance (subsidy) program through the Department for Children and Families (DCF)?

- Yes
- No

Do you participate in the DCF Child Care Assistance (subsidy) program?

- Yes
- No

Please tell us why you do not participate in the DCF Child Care Assistance (subsidy) program. *Please select all that apply.*

- Families never ask for it
- I did not know this program was available
- I do not know how to get started or who to contact
- I would lose money
- I have lost money in the past
- I have not completed the in-service requirements
- I've had difficulty with DCF Child Care Assistance (subsidy) program eligibility requirements
- It does not meet my lifestyle/business needs
- My program serves a special population (specify)
- My facility was denied participation
- I've had past conflicts with DCF staff
- Other providers have told me that it's not a good program
- I've had past conflicts with families receiving the subsidy
- Signing up is not a priority at this time
- It's too difficult to enroll families participating in the program
- The paperwork is too difficult or time consuming
- There are too many requirements
- Other

Have you ever participated in the DCF Child Care Assistance (subsidy) program at any point in the past?

- Yes
- No

Please share why you stopped participating.

Which of the following best reflects your current policies?

- Families on the DCF Child Care Assistance (subsidy) program are charged the same amount as private pay families
- On average, families who receive the DCF Child Care Assistance (subsidy) program are charged less than private pay families
- On average, families who receive the DCF Child Care Assistance (subsidy) program are charged more than private pay families
- Other

How do you determine how much to charge families participating in the DCF Child Care Assistance (subsidy) program?

- I charge families the difference between what DCF pays and my rate for non-subsidized families
- I charge the difference between what DCF pays and the cost of providing care
- I charge families a flat rate per month
- I charge families based on household income
- Other

Have you experienced any challenges because you are a participant in the DCF Child Care Assistance (subsidy) program? *Please select all that apply. Leave blank if you have not experienced any challenges.*

- Additional hours of training required
- Concerns over the paperwork required
- DCF hasn't paid me enough
- DCF website is down frequently/unpredictable
- Families fail to reapply on time
- Parents do not want to pay the family share required after their DCF payment is calculated
- Parents have difficulty accessing assistance at DCF
- Scheduling payments is difficult
- I lose money accepting the subsidy
- Technology errors in the DCF payment system have caused concerns
- Families in my area can't afford to pay the remaining balance after DCF pays
- I have difficulty getting in touch with DCF when I need to
- DCF does not communicate enough with me about the program
- Other

If you faced any challenges, did any of them occur over the last 12 months?

- Yes
- No
- I did not face any challenges

Which challenges occurred over the last 12 months? *Please select all that apply. Leave blank if you have not experienced any challenges.*

- Additional hours of training required
- Concerns over the paperwork required
- DCF hasn't paid me enough
- DCF website is down frequently/unpredictable
- Families fail to reapply on time
- Parents do not want to pay the family share required after their DCF payment is calculated
- Parents have difficulty accessing assistance at DCF
- Scheduling payments is difficult
- I lose money accepting the subsidy
- Technology errors in the DCF payment system have caused concerns
- Families in my area can't afford to pay the remaining balance after DCF pays
- I have difficulty getting in touch with DCF when I need to
- DCF does not communicate enough with me about the program
- Other

Do you share information you receive about the DCF Child Care Assistance (subsidy) program with families?

- Yes
- No

Would you like to receive regular notifications from DCF?

- Yes
- No

What types of information would you like to receive from DCF? *Please select all that apply.*

- Grants/other programs available for providers
- Program eligibility changes
- Information about changes in status for specific families
- Provider spotlights
- Rate changes
- Other

How would you like to be notified? *Please select all that apply.*

- Email
- Mail
- Phone call
- Text message
- Other

Additional Fees/Funding

Discounts, Fees, and Funding

Please indicate if you offer any of the following discounts by checking the corresponding boxes. *Please select all that apply.*

- Discounts for families based on income
- Employee discounts
- Multiple child discounts
- Discounts for families who qualify for the DCF Child Care Assistance (subsidy) program
- Scholarships
- Other

Aside from parent and/or Child Care Assistance (subsidy) program payments, have you received any additional funding?

- Yes
- No

If you have received additional funding, please indicate any additional funding you've received in the past twelve months to offset the cost of providing child care. *Please select all that apply.*

- Building Bridges to Family Partnerships
- COVID/Pandemic Related
- Early Childhood Block Grant
- Early Head Start
- Head Start
- Links to Quality
- Step it Up
- Strengthening Families
- United Way
- Other

Please indicate which of the following fees you charge. *Please select all that apply.*

- Activity
- Credit card processing (Square, Venmo, CashApp, POS terminal, CHILDCARE PORTAL, etc.)
- Curriculum
- Early drop-off
- One-time enrollment/registration
- Annual enrollment/registration
- Late payment
- Late pickup
- Holding (to keep a spot open for a specific child)
- Supplies
- Transportation
- Other
- I do not charge any additional fees

Please explain why the fee is charged and who is required to pay the fee (school age children, new families, all families, families who receive the DCF Child Care Assistance (subsidy) program, families who do not receive the DCF Child Care Assistance (subsidy) program, etc.).

Organizational Structure

Organizational Structure

Please select the option which best describes your facility.

- Small facility (an owner/director and few or no additional staff)
- Large facility (leadership staff with multiple teachers/care givers)

Do you pay yourself a salary?

- Yes
- No

How much is your annual salary?

What is your annual income from the business after business expenses (your profit)?

Fill out the following information about staff expenses incurred by your facility, and do not include yourself. For any boxes that don't apply to your facility (e.g., you don't hire part-time staff), please enter 0. For any positions currently occupied by only one person, please enter the same amount in the lowest annual wage and highest annual wage boxes.

	Number of individuals in the position	Lowest annual wage or salary of someone currently in this position	Highest annual wage or salary of someone currently in this position
Full-time Staff	<input type="text"/>	<input type="text"/>	<input type="text"/>
Part-time Staff	<input type="text"/>	<input type="text"/>	<input type="text"/>

Fill out the following information about staff expenses incurred by your facility. For any boxes that don't apply to your facility (e.g., you don't hire part-time staff), please enter 0. For any positions currently occupied by only one person, please enter the same amount in the lowest annual wage and highest annual wage boxes.

	Number of individuals in the position	Lowest annual wage or salary of someone currently in this position	Highest annual wage or salary of someone currently in this position
Director	<input type="text"/>	<input type="text"/>	<input type="text"/>
Assistant Director	<input type="text"/>	<input type="text"/>	<input type="text"/>
Administrative Assistant	<input type="text"/>	<input type="text"/>	<input type="text"/>
Classroom Teachers (Full-time)	<input type="text"/>	<input type="text"/>	<input type="text"/>
Assistant Classroom Teachers (Part-time)	<input type="text"/>	<input type="text"/>	<input type="text"/>
Consultants/Trainers	<input type="text"/>	<input type="text"/>	<input type="text"/>
Other Full-time Staff	<input type="text"/>	<input type="text"/>	<input type="text"/>
Other Part-time Staff	<input type="text"/>	<input type="text"/>	<input type="text"/>

If you employ both full-time and part-time staff, how many hours per week must an employee work to be considered full-time?

- 40 hours or more
- 35 hours or more
- 30 hours or more
- 25 hours or more
- 20 hours or more
- I do not have any full-time staff
- Other

Operational Costs

Operational Costs

Does your organization offer benefits like paid time off for personal or professional reasons?

- Yes
- No

If your organization offers the type of paid leave listed, please list the number of paid days of leave you provide annually. If paid leave is not offered, please enter 0.

	Days of Leave
Paid Holidays	<input type="text"/>
Paid vacation	<input type="text"/>
Paid sick/personal leave	<input type="text"/>
Paid professional development	<input type="text"/>
Other	<input type="text"/>

Do you offer paid health insurance to your employees?

- Yes
- No

Which of the following types of benefits do you offer to full-time employees? *Please select all that apply.*

- Dental insurance
- Vision insurance
- Retirement plan
- Other
- I do not offer any of these benefits

How much has your program spent on employee training in the past **twelve months**? If you haven't incurred training expenses in the past twelve months, please enter 0.

How much has your program spent on educational supplies and learning experience for children in the past **twelve months**. This would include, but not be limited to, enhancing play areas, art supplies, and curriculum. If you haven't incurred these expenses in the last twelve months, please enter 0.

Which of the following are provided by your program at no additional charge to the parent/guardian. *Please select all that apply.*

- Art supplies
- Diapers
- Field trips
- Formula
- Baby/Wet wipes
- Meals
- Snacks
- Other
- My facility does not offer supplies free of charge

Does your program provide paid planning time to teachers?

- Yes
- No

How many hours do you provide per week?

Does your program provide parent-teacher conferences?

- Yes
- No

How many times do you hold conferences yearly?

Please estimate the **monthly** cost of the following major expenses paid by your facility over the past twelve months. If your facility does not incur the expense, please enter 0.

	Monthly Cost
Rent/lease/ mortgage	<input type="text"/>
Utilities	<input type="text"/>
Materials and supplies	<input type="text"/>
Equipment	<input type="text"/>
Food	<input type="text"/>
Transportation	<input type="text"/>
Repairs/facility maintenance	<input type="text"/>

Powered by Qualtrics

Appendix B: Count of Providers in Kansas

The following table displays the count of providers by county, cost area, and type.

Table 18: Count of Providers in Kansas by County, Cost Area, and Type

County	Cost Area	Child Care Centers	Licensed Family Homes
Johnson	1	352	426
Butler	2	25	69
Douglas	2	49	98
Ellis	2	15	83
Geary	2	9	28
Harvey	2	14	32
Jefferson	2	7	23
Leavenworth	2	39	57
Miami	2	8	48
Pottawatomie	2	11	46
Riley	2	32	72
Rush	2	2	6
Scott	2	1	14
Sedgwick	2	238	450
Seward	2	5	12
Shawnee	2	94	220
Wyandotte	2	57	79
Allen	3	4	21
Anderson	3	2	12
Atchison	3	6	11
Barber	3	3	7
Barton	3	13	48
Bourbon	3	4	19
Brown	3	6	21
Chase	3	0	5
Chautauqua	3	2	2
Cherokee	3	7	25
Cheyenne	3	2	6
Clark	3	0	2
Clay	3	4	25
Cloud	3	8	28
Coffey	3	6	12
Comanche	3	0	2
Cowley	3	4	58
Crawford	3	14	49
Decatur	3	1	5
Dickinson	3	10	27
Doniphan	3	1	8
Edwards	3	0	6

County	Cost Area	Child Care Centers	Licensed Family Homes
Elk	3	0	3
Ellsworth	3	2	10
Finney	3	11	44
Ford	3	7	31
Franklin	3	6	30
Gove	3	2	8
Graham	3	1	8
Grant	3	3	14
Gray	3	2	8
Greeley	3	0	4
Greenwood	3	0	8
Hamilton	3	2	3
Harper	3	4	8
Haskell	3	1	2
Hodgeman	3	2	2
Jackson	3	5	32
Jewell	3	0	4
Kearny	3	0	13
Kingman	3	1	11
Kiowa	3	1	4
Labette	3	5	52
Lane	3	0	4
Lincoln	3	0	4
Linn	3	0	12
Logan	3	2	11
Lyon	3	21	50
Marion	3	4	14
Marshall	3	2	40
McPherson	3	13	23
Meade	3	0	6
Mitchell	3	6	12
Montgomery	3	13	42
Morris	3	4	9
Morton	3	0	3
Nemaha	3	7	24
Neosho	3	6	38
Ness	3	0	8
Norton	3	3	11
Osage	3	4	27
Osborne	3	0	8

County	Cost Area	Child Care Centers	Licensed Family Homes
Ottawa	3	5	20
Pawnee	3	2	13
Phillips	3	2	13
Pratt	3	1	15
Rawlins	3	2	6
Reno	3	21	56
Republic	3	2	19
Rice	3	5	4
Rooks	3	2	12
Russell	3	2	20
Saline	3	27	113
Sheridan	3	2	8
Sherman	3	1	13
Smith	3	2	6
Stafford	3	0	7
Stanton	3	2	4
Stevens	3	2	3
Sumner	3	7	32
Thomas	3	4	20
Trego	3	2	2
Wabaunsee	3	5	6
Wallace	3	1	2
Washington	3	3	23
Wichita	3	1	0
Wilson	3	1	10
Woodson	3	0	5

Appendix C: Hourly Full-Time Rate Percentiles

The following pages present the hourly full-time market rates by county, age group, and cost area for child care centers and family homes.

Table 19: Full-Time Hourly Rate Percentiles for Child Care Centers by Age and Cost Area

Cost Area	Age	5th	10th	15th	20th	25th	30th	35th	40th	45th	50th	55th	60th	65th	70th	75th	80th	85th	90th	95th
1	0-11	\$5.38	\$5.67	\$5.77	\$5.93	\$5.96	\$6.11	\$6.33	\$6.52	\$6.65	\$6.73	\$6.83	\$6.96	\$7.04	\$7.21	\$7.33	\$7.47	\$7.69	\$8.00	\$8.56
2	0-11	\$3.71	\$3.85	\$4.10	\$4.23	\$4.42	\$4.52	\$4.62	\$4.71	\$4.81	\$4.90	\$5.10	\$5.19	\$5.29	\$5.48	\$5.58	\$5.77	\$5.93	\$6.54	\$7.28
3	0-11	\$2.35	\$2.50	\$2.50	\$2.59	\$2.62	\$2.78	\$2.88	\$2.88	\$2.88	\$2.97	\$3.07	\$3.17	\$3.35	\$3.37	\$3.56	\$3.72	\$3.81	\$3.85	\$4.51
1	12-35	\$4.13	\$4.38	\$4.63	\$4.86	\$5.02	\$5.17	\$5.24	\$5.38	\$5.55	\$5.63	\$5.67	\$5.82	\$5.99	\$6.16	\$6.25	\$6.35	\$6.63	\$6.73	\$7.03
2	12-35	\$2.81	\$3.12	\$3.24	\$3.37	\$3.56	\$3.65	\$3.75	\$3.85	\$4.04	\$4.13	\$4.23	\$4.33	\$4.42	\$4.52	\$4.62	\$4.76	\$4.90	\$5.29	\$6.28
3	12-35	\$2.21	\$2.29	\$2.34	\$2.44	\$2.50	\$2.55	\$2.60	\$2.60	\$2.69	\$2.75	\$2.86	\$2.88	\$2.98	\$3.08	\$3.16	\$3.27	\$3.37	\$3.54	\$4.01
1	36-59	\$3.50	\$3.84	\$3.98	\$4.22	\$4.33	\$4.49	\$4.69	\$4.81	\$4.90	\$4.98	\$5.10	\$5.25	\$5.31	\$5.42	\$5.51	\$5.59	\$5.90	\$6.22	\$6.57
2	36-59	\$1.86	\$2.66	\$2.86	\$3.07	\$3.17	\$3.27	\$3.40	\$3.49	\$3.56	\$3.65	\$3.83	\$3.91	\$3.94	\$4.06	\$4.13	\$4.33	\$4.49	\$4.81	\$5.43
3	36-59	\$1.25	\$1.85	\$2.11	\$2.20	\$2.25	\$2.31	\$2.39	\$2.50	\$2.51	\$2.60	\$2.60	\$2.69	\$2.75	\$2.88	\$2.95	\$3.10	\$3.17	\$3.37	\$3.61
1	60+	\$2.79	\$2.96	\$3.07	\$3.13	\$3.37	\$3.63	\$3.80	\$3.86	\$4.13	\$4.28	\$4.33	\$4.38	\$4.49	\$4.72	\$4.81	\$4.98	\$5.05	\$5.56	\$6.10
2	60+	\$0.87	\$1.15	\$1.15	\$1.42	\$1.44	\$1.94	\$2.40	\$2.60	\$2.79	\$2.89	\$3.08	\$3.17	\$3.27	\$3.46	\$3.75	\$3.94	\$4.23	\$4.93	\$5.43
3	60+	\$0.84	\$1.54	\$1.83	\$1.92	\$1.92	\$2.03	\$2.12	\$2.21	\$2.31	\$2.38	\$2.46	\$2.50	\$2.60	\$2.69	\$2.78	\$2.88	\$2.94	\$3.11	\$3.17

Table 20: Full-Time Hourly Rate Percentiles for Family Homes by Age and Cost Area

Cost Area	Age	5th	10th	15th	20th	25th	30th	35th	40th	45th	50th	55th	60th	65th	70th	75th	80th	85th	90th	95th
1	0-17	\$3.15	\$3.37	\$3.46	\$3.56	\$3.65	\$3.83	\$3.85	\$3.85	\$3.85	\$4.04	\$4.13	\$4.23	\$4.33	\$4.33	\$4.52	\$4.81	\$4.81	\$4.88	\$5.69
2	0-17	\$2.40	\$2.50	\$2.69	\$2.88	\$2.88	\$2.88	\$2.98	\$3.08	\$3.17	\$3.37	\$3.37	\$3.37	\$3.46	\$3.56	\$3.75	\$3.85	\$3.85	\$4.26	\$4.64
3	0-17	\$1.92	\$2.00	\$2.21	\$2.31	\$2.40	\$2.40	\$2.40	\$2.50	\$2.60	\$2.69	\$2.69	\$2.88	\$2.88	\$2.88	\$3.08	\$3.08	\$3.08	\$3.37	\$3.50
1	18-35	\$2.88	\$3.08	\$3.27	\$3.37	\$3.37	\$3.46	\$3.56	\$3.60	\$3.75	\$3.85	\$3.85	\$3.85	\$4.01	\$4.13	\$4.33	\$4.33	\$4.81	\$4.81	\$5.10
2	18-35	\$2.21	\$2.40	\$2.40	\$2.50	\$2.60	\$2.69	\$2.79	\$2.88	\$2.88	\$2.88	\$2.98	\$3.08	\$3.17	\$3.37	\$3.37	\$3.46	\$3.56	\$3.85	\$3.94
3	18-35	\$1.92	\$1.92	\$1.92	\$2.12	\$2.16	\$2.31	\$2.31	\$2.40	\$2.40	\$2.40	\$2.40	\$2.50	\$2.50	\$2.60	\$2.69	\$2.88	\$2.88	\$2.88	\$3.15
1	36-59	\$2.88	\$2.88	\$3.08	\$3.17	\$3.37	\$3.37	\$3.46	\$3.56	\$3.56	\$3.65	\$3.85	\$3.85	\$3.85	\$4.02	\$4.23	\$4.33	\$4.42	\$4.81	\$5.00
2	36-59	\$2.12	\$2.31	\$2.40	\$2.40	\$2.50	\$2.60	\$2.69	\$2.79	\$2.88	\$2.88	\$2.98	\$2.98	\$3.08	\$3.17	\$3.37	\$3.37	\$3.46	\$3.62	\$3.85
3	36-59	\$1.92	\$1.92	\$1.92	\$2.00	\$2.12	\$2.21	\$2.31	\$2.31	\$2.40	\$2.40	\$2.40	\$2.40	\$2.50	\$2.50	\$2.60	\$2.69	\$2.88	\$2.88	\$3.08
1	60+	\$2.40	\$2.40	\$2.50	\$2.79	\$2.88	\$2.88	\$2.88	\$3.08	\$3.17	\$3.37	\$3.37	\$3.46	\$3.56	\$3.85	\$3.85	\$3.85	\$4.04	\$4.33	\$4.81
2	60+	\$1.92	\$2.02	\$2.24	\$2.40	\$2.40	\$2.50	\$2.50	\$2.60	\$2.69	\$2.88	\$2.88	\$2.88	\$2.88	\$3.08	\$3.17	\$3.37	\$3.37	\$3.56	\$3.85
3	60+	\$1.63	\$1.92	\$1.92	\$1.92	\$1.92	\$2.12	\$2.12	\$2.25	\$2.31	\$2.40	\$2.40	\$2.40	\$2.40	\$2.50	\$2.50	\$2.64	\$2.88	\$2.88	\$3.00

Table 21: Full-Time Hourly Market Rate Percentiles for Child Care Centers by County and Cost Area (0-11 Months)

County	Cost Area	5th	10th	15th	20th	25th	30th	35th	40th	45th	50th	55th	60th	65th	70th	75th	80th	85th	90th	95th
Johnson	1	\$5.38	\$5.67	\$5.77	\$5.93	\$5.96	\$6.11	\$6.33	\$6.52	\$6.65	\$6.73	\$6.83	\$6.96	\$7.04	\$7.21	\$7.33	\$7.47	\$7.69	\$8.00	\$8.56
Butler	2	\$1.84	\$2.44	\$3.04	\$3.63	\$4.23	\$4.35	\$4.46	\$4.58	\$4.69	\$4.81	\$4.88	\$4.96	\$5.04	\$5.12	\$5.19	\$5.62	\$6.04	\$6.46	\$6.88
Douglas	2	\$4.85	\$4.88	\$4.92	\$4.96	\$5.00	\$5.13	\$5.26	\$5.38	\$5.49	\$5.60	\$6.15	\$6.70	\$7.05	\$7.20	\$7.35	\$7.48	\$7.62	\$7.70	\$7.72
Ellis	2	\$4.16	\$4.17	\$4.19	\$4.20	\$4.21	\$4.22	\$4.24	\$4.25	\$4.26	\$4.28	\$4.29	\$4.30	\$4.31	\$4.33	\$4.34	\$4.35	\$4.37	\$4.38	\$4.39
Geary	2	\$3.88	\$3.92	\$3.96	\$4.00	\$4.04	\$4.12	\$4.19	\$4.27	\$4.35	\$4.42	\$4.46	\$4.49	\$4.53	\$4.57	\$4.60	\$4.64	\$4.68	\$4.73	\$4.77
Harvey	2	\$5.29	\$5.29	\$5.29	\$5.29	\$5.29	\$5.29	\$5.29	\$5.29	\$5.29	\$5.29	\$5.29	\$5.29	\$5.29	\$5.29	\$5.29	\$5.29	\$5.29	\$5.29	\$5.29
Jefferson	2	\$3.72	\$3.73	\$3.75	\$3.77	\$3.79	\$3.81	\$3.83	\$3.85	\$3.87	\$3.88	\$4.00	\$4.11	\$4.22	\$4.33	\$4.44	\$4.55	\$4.67	\$4.78	\$4.89
Leavenworth	2	\$3.85	\$3.85	\$3.89	\$4.23	\$4.57	\$4.84	\$4.94	\$5.05	\$5.12	\$5.15	\$5.18	\$5.21	\$5.25	\$5.28	\$5.29	\$5.29	\$5.29	\$5.35	\$5.41
Miami	2	\$4.72	\$4.73	\$4.74	\$4.75	\$4.76	\$4.77	\$4.78	\$4.79	\$4.80	\$4.81	\$4.90	\$5.00	\$5.10	\$5.19	\$5.29	\$5.38	\$5.48	\$5.58	\$5.67
Pottawatomie	2	\$3.88	\$3.92	\$3.96	\$4.00	\$4.04	\$4.21	\$4.38	\$4.56	\$4.73	\$4.90	\$5.24	\$5.58	\$5.92	\$6.25	\$6.59	\$6.87	\$7.15	\$7.44	\$7.72
Riley	2	\$5.30	\$5.31	\$5.33	\$5.37	\$5.44	\$5.51	\$5.58	\$5.65	\$5.73	\$5.80	\$6.25	\$6.69	\$7.14	\$7.31	\$7.35	\$7.38	\$7.46	\$7.64	\$7.82
Rush	2	\$3.01	\$3.03	\$3.04	\$3.05	\$3.06	\$3.08	\$3.09	\$3.10	\$3.11	\$3.13	\$3.14	\$3.15	\$3.16	\$3.18	\$3.19	\$3.20	\$3.21	\$3.23	\$3.24
Sedgwick	2	\$4.09	\$4.33	\$4.46	\$4.52	\$4.71	\$4.71	\$4.81	\$4.90	\$5.10	\$5.19	\$5.29	\$5.29	\$5.58	\$5.58	\$5.63	\$5.77	\$5.90	\$6.23	\$6.63
Seward	2	\$3.85	\$3.85	\$3.85	\$3.85	\$3.85	\$3.85	\$3.85	\$3.85	\$3.85	\$3.85	\$3.85	\$3.85	\$3.85	\$3.85	\$3.85	\$3.85	\$3.85	\$3.85	\$3.85
Shawnee	2	\$3.54	\$3.92	\$4.06	\$4.20	\$4.23	\$4.27	\$4.42	\$4.42	\$4.50	\$4.52	\$4.53	\$4.58	\$4.62	\$4.68	\$4.81	\$4.89	\$5.00	\$5.59	\$5.95
Wyandotte	2	\$3.77	\$3.85	\$3.87	\$3.94	\$4.14	\$4.27	\$4.40	\$4.62	\$4.62	\$4.75	\$4.91	\$5.00	\$5.36	\$5.48	\$5.55	\$5.77	\$5.77	\$6.25	\$6.85
Allen	3	\$2.51	\$2.52	\$2.53	\$2.54	\$2.55	\$2.56	\$2.57	\$2.58	\$2.59	\$2.60	\$2.71	\$2.83	\$2.94	\$3.06	\$3.17	\$3.29	\$3.40	\$3.52	\$3.63
Anderson	3	\$3.85	\$3.85	\$3.85	\$3.85	\$3.85	\$3.85	\$3.85	\$3.85	\$3.85	\$3.85	\$3.85	\$3.85	\$3.85	\$3.85	\$3.85	\$3.85	\$3.85	\$3.85	\$3.85
Atchison	3	\$4.52	\$4.53	\$4.55	\$4.56	\$4.58	\$4.59	\$4.61	\$4.62	\$4.64	\$4.65	\$4.67	\$4.68	\$4.70	\$4.72	\$4.73	\$4.75	\$4.76	\$4.78	\$4.79
Barton	3	\$2.64	\$2.68	\$2.73	\$2.77	\$2.81	\$2.86	\$2.89	\$2.90	\$2.92	\$2.93	\$2.95	\$2.96	\$2.98	\$2.99	\$3.00	\$3.02	\$3.03	\$3.05	\$3.06
Bourbon	3	\$2.60	\$2.60	\$2.60	\$2.60	\$2.60	\$2.60	\$2.60	\$2.60	\$2.60	\$2.60	\$2.60	\$2.60	\$2.60	\$2.60	\$2.60	\$2.60	\$2.60	\$2.60	\$2.60
Brown	3	\$3.75	\$3.75	\$3.75	\$3.75	\$3.75	\$3.75	\$3.75	\$3.75	\$3.75	\$3.75	\$3.75	\$3.75	\$3.75	\$3.75	\$3.75	\$3.75	\$3.75	\$3.75	\$3.75
Chautauqua	3	\$2.40	\$2.40	\$2.40	\$2.40	\$2.40	\$2.40	\$2.40	\$2.40	\$2.40	\$2.40	\$2.40	\$2.40	\$2.40	\$2.40	\$2.40	\$2.40	\$2.40	\$2.40	\$2.40
Cherokee	3	\$2.31	\$2.31	\$2.31	\$2.31	\$2.31	\$2.31	\$2.31	\$2.31	\$2.31	\$2.31	\$2.31	\$2.31	\$2.31	\$2.31	\$2.31	\$2.31	\$2.31	\$2.31	\$2.31
Cloud	3	\$2.56	\$2.59	\$2.62	\$2.64	\$2.67	\$2.70	\$2.72	\$2.75	\$2.78	\$2.81	\$2.83	\$2.86	\$2.89	\$2.91	\$2.94	\$2.97	\$3.00	\$3.02	\$3.05
Coffey	3	\$3.56	\$3.56	\$3.56	\$3.56	\$3.56	\$3.56	\$3.56	\$3.56	\$3.56	\$3.56	\$3.56	\$3.56	\$3.56	\$3.56	\$3.56	\$3.56	\$3.56	\$3.56	\$3.56
Cowley	3	\$2.91	\$2.93	\$2.96	\$2.98	\$3.00	\$3.03	\$3.05	\$3.08	\$3.10	\$3.13	\$3.15	\$3.17	\$3.20	\$3.22	\$3.25	\$3.27	\$3.29	\$3.32	\$3.34

County	Cost Area	5th	10th	15th	20th	25th	30th	35th	40th	45th	50th	55th	60th	65th	70th	75th	80th	85th	90th	95th
Crawford	3	\$2.50	\$2.50	\$2.50	\$2.50	\$2.50	\$2.50	\$2.50	\$2.50	\$2.50	\$2.50	\$2.57	\$2.63	\$2.70	\$2.77	\$2.84	\$2.90	\$2.97	\$3.04	\$3.11
Dickinson	3	\$2.90	\$3.02	\$3.13	\$3.25	\$3.37	\$3.46	\$3.56	\$3.65	\$3.75	\$3.85	\$3.98	\$4.12	\$4.25	\$4.38	\$4.52	\$4.52	\$4.52	\$4.52	\$4.52
Doniphan	3	\$3.38	\$3.38	\$3.38	\$3.38	\$3.38	\$3.38	\$3.38	\$3.38	\$3.38	\$3.38	\$3.38	\$3.38	\$3.38	\$3.38	\$3.38	\$3.38	\$3.38	\$3.38	\$3.38
Ellsworth	3	\$3.37	\$3.37	\$3.37	\$3.37	\$3.37	\$3.37	\$3.37	\$3.37	\$3.37	\$3.37	\$3.37	\$3.37	\$3.37	\$3.37	\$3.37	\$3.37	\$3.37	\$3.37	\$3.37
Finney	3	\$3.39	\$3.42	\$3.45	\$3.48	\$3.51	\$3.54	\$3.57	\$3.60	\$3.63	\$3.65	\$3.67	\$3.69	\$3.71	\$3.73	\$3.75	\$3.77	\$3.79	\$3.81	\$3.83
Ford	3	\$2.88	\$2.88	\$2.88	\$2.88	\$2.88	\$2.88	\$2.88	\$2.88	\$2.88	\$2.88	\$2.88	\$2.88	\$2.88	\$2.88	\$2.88	\$2.88	\$2.88	\$2.88	\$2.88
Franklin	3	\$3.75	\$3.75	\$3.75	\$3.75	\$3.75	\$3.75	\$3.75	\$3.75	\$3.75	\$3.75	\$3.75	\$3.75	\$3.75	\$3.75	\$3.75	\$3.75	\$3.75	\$3.75	\$3.75
Gove	3	\$2.02	\$2.02	\$2.02	\$2.02	\$2.02	\$2.02	\$2.02	\$2.02	\$2.02	\$2.02	\$2.02	\$2.02	\$2.02	\$2.02	\$2.02	\$2.02	\$2.02	\$2.02	\$2.02
Gray	3	\$2.69	\$2.69	\$2.69	\$2.69	\$2.69	\$2.69	\$2.69	\$2.69	\$2.69	\$2.69	\$2.69	\$2.69	\$2.69	\$2.69	\$2.69	\$2.69	\$2.69	\$2.69	\$2.69
Harper	3	\$2.40	\$2.40	\$2.40	\$2.40	\$2.40	\$2.40	\$2.40	\$2.40	\$2.40	\$2.40	\$2.40	\$2.40	\$2.40	\$2.40	\$2.40	\$2.40	\$2.40	\$2.40	\$2.40
Haskell	3	\$2.75	\$2.75	\$2.75	\$2.75	\$2.75	\$2.75	\$2.75	\$2.75	\$2.75	\$2.75	\$2.75	\$2.75	\$2.75	\$2.75	\$2.75	\$2.75	\$2.75	\$2.75	\$2.75
Kingman	3	\$2.88	\$2.88	\$2.88	\$2.88	\$2.88	\$2.88	\$2.88	\$2.88	\$2.88	\$2.88	\$2.88	\$2.88	\$2.88	\$2.88	\$2.88	\$2.88	\$2.88	\$2.88	\$2.88
Labelle	3	\$2.88	\$2.88	\$2.88	\$2.88	\$2.88	\$2.88	\$2.88	\$2.88	\$2.88	\$2.88	\$2.88	\$2.88	\$2.88	\$2.88	\$2.88	\$2.88	\$2.88	\$2.88	\$2.88
Lyon	3	\$2.81	\$2.87	\$2.94	\$3.00	\$3.06	\$3.13	\$3.17	\$3.17	\$3.17	\$3.17	\$3.17	\$3.17	\$3.17	\$3.24	\$3.34	\$3.44	\$3.54	\$3.64	\$3.75
McPherson	3	\$3.25	\$3.34	\$3.42	\$3.50	\$3.58	\$3.66	\$3.72	\$3.74	\$3.76	\$3.78	\$3.80	\$3.82	\$3.84	\$3.94	\$4.09	\$4.23	\$4.38	\$4.52	\$4.66
Mitchell	3	\$3.02	\$3.02	\$3.02	\$3.02	\$3.02	\$3.03	\$3.03	\$3.03	\$3.03	\$3.03	\$3.03	\$3.03	\$3.03	\$3.03	\$3.03	\$3.03	\$3.04	\$3.04	\$3.04
Montgomery	3	\$2.52	\$2.54	\$2.55	\$2.57	\$2.59	\$2.61	\$2.63	\$2.65	\$2.66	\$2.68	\$2.70	\$2.72	\$2.74	\$2.76	\$2.77	\$2.79	\$2.81	\$2.83	\$2.85
Morris	3	\$2.88	\$2.88	\$2.88	\$2.89	\$2.89	\$2.89	\$2.89	\$2.89	\$2.89	\$2.89	\$2.89	\$2.89	\$2.89	\$2.89	\$2.89	\$2.89	\$2.89	\$2.89	\$2.89
Nemaha	3	\$3.24	\$3.26	\$3.29	\$3.32	\$3.35	\$3.37	\$3.40	\$3.43	\$3.45	\$3.48	\$3.51	\$3.53	\$3.56	\$3.59	\$3.62	\$3.64	\$3.67	\$3.70	\$3.72
Neosho	3	\$2.32	\$2.33	\$2.34	\$2.35	\$2.36	\$2.37	\$2.38	\$2.38	\$2.39	\$2.40	\$2.41	\$2.42	\$2.43	\$2.44	\$2.45	\$2.46	\$2.47	\$2.48	\$2.49
Norton	3	\$2.97	\$2.98	\$3.00	\$3.01	\$3.03	\$3.04	\$3.06	\$3.07	\$3.09	\$3.10	\$3.12	\$3.13	\$3.15	\$3.16	\$3.18	\$3.19	\$3.21	\$3.22	\$3.24
Osage	3	\$2.46	\$2.52	\$2.58	\$2.63	\$2.69	\$2.75	\$2.81	\$2.87	\$2.92	\$2.98	\$3.04	\$3.10	\$3.15	\$3.21	\$3.27	\$3.33	\$3.38	\$3.44	\$3.50
Pawnee	3	\$2.88	\$2.88	\$2.88	\$2.88	\$2.88	\$2.88	\$2.88	\$2.88	\$2.88	\$2.88	\$2.88	\$2.88	\$2.88	\$2.88	\$2.88	\$2.88	\$2.88	\$2.88	\$2.88
Phillips	3	\$2.50	\$2.50	\$2.50	\$2.50	\$2.50	\$2.50	\$2.50	\$2.50	\$2.50	\$2.50	\$2.50	\$2.50	\$2.50	\$2.50	\$2.50	\$2.50	\$2.50	\$2.50	\$2.50
Pratt	3	\$4.04	\$4.04	\$4.04	\$4.04	\$4.04	\$4.04	\$4.04	\$4.04	\$4.04	\$4.04	\$4.04	\$4.04	\$4.04	\$4.04	\$4.04	\$4.04	\$4.04	\$4.04	\$4.04
Reno	3	\$2.55	\$2.60	\$2.64	\$2.69	\$2.74	\$2.79	\$2.84	\$2.88	\$2.91	\$2.93	\$2.96	\$2.98	\$3.00	\$3.03	\$3.05	\$3.08	\$3.15	\$3.22	\$3.29
Rice	3	\$2.80	\$2.81	\$2.82	\$2.83	\$2.84	\$2.85	\$2.86	\$2.87	\$2.88	\$2.88	\$2.88	\$2.88	\$2.88	\$2.88	\$2.88	\$2.88	\$2.88	\$2.88	\$2.88
Rooks	3	\$2.79	\$2.79	\$2.79	\$2.79	\$2.79	\$2.79	\$2.79	\$2.79	\$2.79	\$2.79	\$2.79	\$2.79	\$2.79	\$2.79	\$2.79	\$2.79	\$2.79	\$2.79	\$2.79
Russell	3	\$2.55	\$2.55	\$2.55	\$2.55	\$2.55	\$2.55	\$2.55	\$2.55	\$2.55	\$2.55	\$2.55	\$2.55	\$2.55	\$2.55	\$2.55	\$2.55	\$2.55	\$2.55	\$2.55

County	Cost Area	5th	10th	15th	20th	25th	30th	35th	40th	45th	50th	55th	60th	65th	70th	75th	80th	85th	90th	95th
Saline	3	\$3.50	\$3.54	\$3.58	\$3.62	\$3.65	\$3.69	\$3.73	\$3.77	\$3.81	\$3.85	\$3.85	\$3.85	\$3.85	\$3.85	\$3.85	\$3.85	\$3.85	\$3.85	\$3.85
Smith	3	\$2.60	\$2.60	\$2.60	\$2.60	\$2.60	\$2.60	\$2.60	\$2.60	\$2.60	\$2.60	\$2.60	\$2.60	\$2.60	\$2.60	\$2.60	\$2.60	\$2.60	\$2.60	\$2.60
Stevens	3	\$2.31	\$2.31	\$2.31	\$2.31	\$2.31	\$2.31	\$2.31	\$2.31	\$2.31	\$2.31	\$2.31	\$2.31	\$2.31	\$2.31	\$2.31	\$2.31	\$2.31	\$2.31	\$2.31
Sumner	3	\$1.50	\$1.56	\$1.62	\$1.67	\$1.73	\$1.79	\$1.85	\$1.90	\$1.96	\$2.02	\$2.08	\$2.13	\$2.19	\$2.25	\$2.31	\$2.37	\$2.42	\$2.48	\$2.54
Thomas	3	\$2.88	\$2.88	\$2.88	\$2.88	\$2.88	\$2.88	\$2.88	\$2.88	\$2.88	\$2.88	\$2.88	\$2.88	\$2.88	\$2.88	\$2.88	\$2.88	\$2.88	\$2.88	\$2.88
Trego	3	\$2.50	\$2.50	\$2.50	\$2.50	\$2.50	\$2.50	\$2.50	\$2.50	\$2.50	\$2.50	\$2.50	\$2.50	\$2.50	\$2.50	\$2.50	\$2.50	\$2.50	\$2.50	\$2.50
Wabaunsee	3	\$3.38	\$3.40	\$3.42	\$3.44	\$3.46	\$3.48	\$3.50	\$3.52	\$3.54	\$3.56	\$3.66	\$3.77	\$3.88	\$3.98	\$4.09	\$4.19	\$4.30	\$4.40	\$4.51
Wichita	3	\$3.56	\$3.56	\$3.56	\$3.56	\$3.56	\$3.56	\$3.56	\$3.56	\$3.56	\$3.56	\$3.56	\$3.56	\$3.56	\$3.56	\$3.56	\$3.56	\$3.56	\$3.56	\$3.56
Wilson	3	\$2.88	\$2.88	\$2.88	\$2.88	\$2.88	\$2.88	\$2.88	\$2.88	\$2.88	\$2.88	\$2.88	\$2.88	\$2.88	\$2.88	\$2.88	\$2.88	\$2.88	\$2.88	\$2.88

Table 22: Full-Time Hourly Market Rate Percentiles for Child Care Centers by County and Cost Area (12-35 Months)

County	Cost Area	5th	10th	15th	20th	25th	30th	35th	40th	45th	50th	55th	60th	65th	70th	75th	80th	85th	90th	95th
Johnson	1	\$4.13	\$4.38	\$4.63	\$4.86	\$5.02	\$5.17	\$5.24	\$5.38	\$5.55	\$5.63	\$5.67	\$5.82	\$5.99	\$6.16	\$6.25	\$6.35	\$6.63	\$6.73	\$7.03
Butler	2	\$1.82	\$2.40	\$2.98	\$3.35	\$3.61	\$3.87	\$4.10	\$4.27	\$4.44	\$4.62	\$4.72	\$4.82	\$4.92	\$4.96	\$4.98	\$4.99	\$5.18	\$5.73	\$6.28
Douglas	2	\$2.89	\$3.02	\$3.11	\$3.20	\$3.24	\$3.84	\$3.86	\$4.13	\$4.25	\$4.28	\$4.33	\$4.45	\$4.49	\$4.65	\$4.86	\$5.45	\$5.83	\$6.09	\$6.42
Ellis	2	\$3.20	\$3.22	\$3.24	\$3.27	\$3.29	\$3.32	\$3.37	\$3.47	\$3.57	\$3.68	\$3.78	\$3.88	\$3.98	\$4.03	\$4.04	\$4.05	\$4.06	\$4.07	\$4.08
Geary	2	\$3.37	\$3.37	\$3.37	\$3.37	\$3.37	\$3.43	\$3.50	\$3.57	\$3.63	\$3.70	\$3.70	\$3.71	\$3.71	\$3.71	\$3.72	\$3.72	\$3.73	\$3.74	\$3.74
Harvey	2	\$3.65	\$3.71	\$3.77	\$3.84	\$3.90	\$3.96	\$4.02	\$4.08	\$4.15	\$4.21	\$4.27	\$4.33	\$4.40	\$4.46	\$4.52	\$4.58	\$4.64	\$4.71	\$4.77
Jefferson	2	\$2.87	\$2.92	\$2.97	\$3.03	\$3.08	\$3.13	\$3.19	\$3.26	\$3.34	\$3.42	\$3.49	\$3.57	\$3.65	\$3.76	\$3.88	\$4.01	\$4.14	\$4.27	\$4.39
Leavenworth	2	\$2.42	\$2.64	\$2.81	\$3.17	\$3.25	\$3.27	\$3.29	\$3.37	\$3.69	\$3.82	\$3.94	\$4.22	\$4.26	\$4.28	\$4.29	\$4.33	\$4.40	\$4.59	\$4.77
Miami	2	\$2.99	\$3.09	\$3.19	\$3.29	\$3.39	\$3.49	\$3.59	\$3.69	\$3.79	\$3.89	\$4.00	\$4.10	\$4.20	\$4.28	\$4.36	\$4.44	\$4.52	\$4.60	\$4.68
Pottawatomie	2	\$3.66	\$3.67	\$3.68	\$3.69	\$3.70	\$3.87	\$4.03	\$4.19	\$4.36	\$4.52	\$4.86	\$5.20	\$5.54	\$5.88	\$6.22	\$6.41	\$6.61	\$6.80	\$7.00
Riley	2	\$3.27	\$3.38	\$3.56	\$3.76	\$4.00	\$4.25	\$4.46	\$4.57	\$4.67	\$4.69	\$4.71	\$4.78	\$4.86	\$4.98	\$5.13	\$5.50	\$6.14	\$6.67	\$6.83
Rush	2	\$3.01	\$3.03	\$3.04	\$3.05	\$3.06	\$3.08	\$3.09	\$3.10	\$3.11	\$3.13	\$3.14	\$3.15	\$3.16	\$3.18	\$3.19	\$3.20	\$3.21	\$3.23	\$3.24
Sedgwick	2	\$2.90	\$3.29	\$3.62	\$3.67	\$3.85	\$4.00	\$4.13	\$4.20	\$4.30	\$4.35	\$4.42	\$4.48	\$4.52	\$4.57	\$4.62	\$4.76	\$5.10	\$5.44	\$5.96
Seward	2	\$0.92	\$1.07	\$1.22	\$1.37	\$1.51	\$1.66	\$1.81	\$1.96	\$2.11	\$2.26	\$2.41	\$2.56	\$2.71	\$2.86	\$3.00	\$3.15	\$3.30	\$3.45	\$3.60
Shawnee	2	\$2.96	\$3.19	\$3.25	\$3.37	\$3.44	\$3.51	\$3.56	\$3.61	\$3.74	\$3.75	\$3.81	\$3.92	\$3.94	\$4.09	\$4.19	\$4.33	\$4.33	\$4.67	\$5.07
Wyandotte	2	\$2.91	\$3.21	\$3.42	\$3.56	\$3.58	\$3.63	\$3.89	\$4.03	\$4.04	\$4.09	\$4.13	\$4.13	\$4.13	\$4.35	\$4.74	\$4.81	\$4.86	\$4.90	\$6.55
Allen	3	\$2.32	\$2.34	\$2.35	\$2.37	\$2.38	\$2.39	\$2.41	\$2.42	\$2.44	\$2.45	\$2.53	\$2.62	\$2.70	\$2.78	\$2.86	\$2.94	\$3.02	\$3.11	\$3.19
Anderson	3	\$3.49	\$3.49	\$3.49	\$3.49	\$3.49	\$3.49	\$3.49	\$3.49	\$3.49	\$3.49	\$3.49	\$3.49	\$3.49	\$3.49	\$3.49	\$3.49	\$3.49	\$3.49	\$3.49
Atchison	3	\$3.40	\$3.43	\$3.46	\$3.49	\$3.52	\$3.56	\$3.59	\$3.62	\$3.65	\$3.68	\$3.71	\$3.75	\$3.78	\$3.81	\$3.84	\$3.87	\$3.90	\$3.94	\$3.97
Barton	3	\$2.31	\$2.36	\$2.41	\$2.46	\$2.51	\$2.56	\$2.60	\$2.62	\$2.63	\$2.64	\$2.66	\$2.67	\$2.69	\$2.70	\$2.72	\$2.73	\$2.75	\$2.76	\$2.77
Bourbon	3	\$2.55	\$2.55	\$2.55	\$2.55	\$2.55	\$2.55	\$2.55	\$2.55	\$2.55	\$2.55	\$2.55	\$2.55	\$2.55	\$2.55	\$2.55	\$2.55	\$2.55	\$2.55	\$2.55
Brown	3	\$3.56	\$3.56	\$3.56	\$3.56	\$3.56	\$3.56	\$3.56	\$3.56	\$3.56	\$3.56	\$3.56	\$3.56	\$3.56	\$3.56	\$3.56	\$3.56	\$3.56	\$3.56	\$3.56
Chautauqua	3	\$2.31	\$2.31	\$2.31	\$2.31	\$2.31	\$2.31	\$2.31	\$2.31	\$2.31	\$2.31	\$2.31	\$2.31	\$2.31	\$2.31	\$2.31	\$2.31	\$2.31	\$2.31	\$2.31
Cherokee	3	\$2.24	\$2.27	\$2.30	\$2.33	\$2.36	\$2.38	\$2.41	\$2.42	\$2.44	\$2.45	\$2.47	\$2.48	\$2.50	\$2.54	\$2.60	\$2.65	\$2.71	\$2.77	\$2.83
Cloud	3	\$2.38	\$2.39	\$2.41	\$2.42	\$2.43	\$2.45	\$2.46	\$2.47	\$2.49	\$2.50	\$2.55	\$2.60	\$2.64	\$2.69	\$2.74	\$2.79	\$2.84	\$2.88	\$2.93
Coffey	3	\$2.60	\$2.60	\$2.60	\$2.60	\$2.60	\$2.60	\$2.60	\$2.60	\$2.60	\$2.60	\$2.64	\$2.69	\$2.74	\$2.79	\$2.84	\$2.88	\$2.93	\$2.98	\$3.03
Cowley	3	\$2.46	\$2.52	\$2.58	\$2.63	\$2.69	\$2.75	\$2.79	\$2.81	\$2.82	\$2.84	\$2.85	\$2.87	\$2.88	\$2.90	\$2.93	\$2.96	\$2.99	\$3.02	\$3.05

County	Cost Area	5th	10th	15th	20th	25th	30th	35th	40th	45th	50th	55th	60th	65th	70th	75th	80th	85th	90th	95th
Crawford	3	\$2.46	\$2.47	\$2.47	\$2.48	\$2.49	\$2.50	\$2.50	\$2.50	\$2.50	\$2.50	\$2.50	\$2.50	\$2.50	\$2.55	\$2.62	\$2.69	\$2.76	\$2.84	\$2.91
Dickinson	3	\$2.77	\$2.85	\$2.92	\$3.00	\$3.08	\$3.15	\$3.23	\$3.31	\$3.38	\$3.46	\$3.60	\$3.73	\$3.87	\$4.00	\$4.13	\$4.13	\$4.13	\$4.13	\$4.13
Doniphan	3	\$2.75	\$2.75	\$2.75	\$2.75	\$2.75	\$2.75	\$2.75	\$2.75	\$2.75	\$2.75	\$2.75	\$2.75	\$2.75	\$2.75	\$2.75	\$2.75	\$2.75	\$2.75	\$2.75
Ellsworth	3	\$3.08	\$3.08	\$3.08	\$3.08	\$3.08	\$3.08	\$3.08	\$3.08	\$3.08	\$3.08	\$3.08	\$3.08	\$3.08	\$3.08	\$3.08	\$3.08	\$3.08	\$3.08	\$3.08
Finney	3	\$3.41	\$3.45	\$3.50	\$3.54	\$3.58	\$3.63	\$3.66	\$3.68	\$3.70	\$3.73	\$3.75	\$3.77	\$3.79	\$4.52	\$4.56	\$4.60	\$4.64	\$4.68	\$4.72
Ford	3	\$2.61	\$2.63	\$2.64	\$2.65	\$2.67	\$2.68	\$2.70	\$2.71	\$2.73	\$2.74	\$2.75	\$2.77	\$2.78	\$2.80	\$2.81	\$2.83	\$2.84	\$2.86	\$2.87
Franklin	3	\$3.18	\$3.18	\$3.19	\$3.19	\$3.20	\$3.20	\$3.21	\$3.21	\$3.22	\$3.22	\$3.23	\$3.23	\$3.24	\$3.24	\$3.25	\$3.25	\$3.25	\$3.26	\$3.26
Gove	3	\$1.97	\$1.97	\$1.97	\$1.97	\$1.97	\$1.97	\$1.97	\$1.97	\$1.97	\$1.97	\$1.97	\$1.97	\$1.97	\$1.97	\$1.97	\$1.97	\$1.97	\$1.97	\$1.97
Gray	3	\$2.55	\$2.55	\$2.55	\$2.55	\$2.55	\$2.55	\$2.55	\$2.55	\$2.55	\$2.55	\$2.55	\$2.55	\$2.55	\$2.55	\$2.55	\$2.55	\$2.55	\$2.55	\$2.55
Harper	3	\$2.36	\$2.36	\$2.36	\$2.36	\$2.36	\$2.36	\$2.36	\$2.36	\$2.36	\$2.36	\$2.36	\$2.36	\$2.36	\$2.36	\$2.36	\$2.36	\$2.36	\$2.36	\$2.36
Haskell	3	\$2.75	\$2.75	\$2.75	\$2.75	\$2.75	\$2.75	\$2.75	\$2.75	\$2.75	\$2.75	\$2.75	\$2.75	\$2.75	\$2.75	\$2.75	\$2.75	\$2.75	\$2.75	\$2.75
Kingman	3	\$2.88	\$2.88	\$2.88	\$2.88	\$2.88	\$2.88	\$2.88	\$2.88	\$2.88	\$2.88	\$2.88	\$2.88	\$2.88	\$2.88	\$2.88	\$2.88	\$2.88	\$2.88	\$2.88
Labette	3	\$2.65	\$2.71	\$2.77	\$2.83	\$2.88	\$2.94	\$3.00	\$3.06	\$3.12	\$3.17	\$3.23	\$3.29	\$3.35	\$3.40	\$3.46	\$3.52	\$3.58	\$3.63	\$3.69
Lyon	3	\$2.44	\$2.46	\$2.47	\$2.49	\$2.50	\$2.60	\$2.69	\$2.79	\$2.88	\$2.98	\$2.98	\$2.98	\$2.98	\$2.98	\$2.98	\$3.08	\$3.17	\$3.27	\$3.37
Marion	3	\$2.93	\$2.93	\$2.93	\$2.93	\$2.93	\$2.93	\$2.93	\$2.93	\$2.93	\$2.93	\$2.93	\$2.93	\$2.93	\$2.93	\$2.93	\$2.93	\$2.93	\$2.93	\$2.93
McPherson	3	\$2.93	\$2.98	\$3.03	\$3.08	\$3.13	\$3.14	\$3.15	\$3.15	\$3.16	\$3.17	\$3.21	\$3.25	\$3.29	\$3.33	\$3.37	\$3.63	\$3.88	\$4.14	\$4.40
Mitchell	3	\$2.74	\$2.75	\$2.76	\$2.77	\$2.78	\$2.78	\$2.79	\$2.80	\$2.81	\$2.82	\$2.83	\$2.84	\$2.85	\$2.86	\$2.86	\$2.87	\$2.88	\$2.89	\$2.90
Montgomery	3	\$2.04	\$2.09	\$2.13	\$2.18	\$2.22	\$2.22	\$2.23	\$2.23	\$2.24	\$2.24	\$2.29	\$2.34	\$2.40	\$2.45	\$2.50	\$2.61	\$2.71	\$2.82	\$2.92
Morris	3	\$2.74	\$2.74	\$2.74	\$2.74	\$2.74	\$2.74	\$2.74	\$2.74	\$2.74	\$2.74	\$2.74	\$2.74	\$2.74	\$2.74	\$2.74	\$2.74	\$2.74	\$2.74	\$2.74
Nemaha	3	\$2.77	\$2.81	\$2.84	\$2.87	\$2.91	\$2.94	\$2.98	\$3.01	\$3.04	\$3.08	\$3.12	\$3.15	\$3.19	\$3.23	\$3.27	\$3.31	\$3.35	\$3.38	\$3.42
Neosho	3	\$2.13	\$2.13	\$2.14	\$2.15	\$2.16	\$2.17	\$2.18	\$2.19	\$2.20	\$2.21	\$2.22	\$2.23	\$2.24	\$2.25	\$2.26	\$2.27	\$2.28	\$2.29	\$2.30
Norton	3	\$2.97	\$2.98	\$3.00	\$3.01	\$3.03	\$3.04	\$3.06	\$3.07	\$3.09	\$3.10	\$3.12	\$3.13	\$3.15	\$3.16	\$3.18	\$3.19	\$3.21	\$3.22	\$3.24
Osage	3	\$2.26	\$2.32	\$2.37	\$2.42	\$2.48	\$2.53	\$2.58	\$2.63	\$2.69	\$2.74	\$2.79	\$2.85	\$2.90	\$2.95	\$3.00	\$3.06	\$3.11	\$3.16	\$3.22
Pawnee	3	\$2.31	\$2.31	\$2.31	\$2.31	\$2.31	\$2.31	\$2.31	\$2.31	\$2.31	\$2.31	\$2.31	\$2.31	\$2.31	\$2.31	\$2.31	\$2.31	\$2.31	\$2.31	\$2.31
Phillips	3	\$2.40	\$2.40	\$2.40	\$2.40	\$2.40	\$2.40	\$2.40	\$2.40	\$2.40	\$2.40	\$2.40	\$2.40	\$2.40	\$2.40	\$2.40	\$2.40	\$2.40	\$2.40	\$2.40
Pratt	3	\$3.85	\$3.85	\$3.85	\$3.85	\$3.85	\$3.85	\$3.85	\$3.85	\$3.85	\$3.85	\$3.85	\$3.85	\$3.85	\$3.85	\$3.85	\$3.85	\$3.85	\$3.85	\$3.85
Reno	3	\$2.36	\$2.46	\$2.56	\$2.60	\$2.60	\$2.60	\$2.61	\$2.63	\$2.66	\$2.69	\$2.69	\$2.69	\$2.69	\$2.69	\$2.69	\$2.69	\$2.76	\$2.97	\$3.18
Rice	3	\$2.60	\$2.60	\$2.60	\$2.60	\$2.60	\$2.60	\$2.60	\$2.60	\$2.60	\$2.60	\$2.62	\$2.63	\$2.65	\$2.67	\$2.69	\$2.71	\$2.73	\$2.75	\$2.77
Rooks	3	\$2.50	\$2.50	\$2.50	\$2.50	\$2.50	\$2.50	\$2.50	\$2.50	\$2.50	\$2.50	\$2.50	\$2.50	\$2.50	\$2.50	\$2.50	\$2.50	\$2.50	\$2.50	\$2.50

County	Cost Area	5th	10th	15th	20th	25th	30th	35th	40th	45th	50th	55th	60th	65th	70th	75th	80th	85th	90th	95th
Russell	3	\$2.33	\$2.33	\$2.33	\$2.33	\$2.33	\$2.33	\$2.33	\$2.33	\$2.33	\$2.33	\$2.33	\$2.33	\$2.33	\$2.33	\$2.33	\$2.33	\$2.33	\$2.33	\$2.33
Saline	3	\$2.69	\$2.69	\$2.70	\$2.77	\$2.84	\$2.88	\$2.88	\$2.88	\$2.91	\$2.98	\$3.05	\$3.12	\$3.18	\$3.25	\$3.27	\$3.27	\$3.27	\$3.38	\$3.52
Smith	3	\$2.60	\$2.60	\$2.60	\$2.60	\$2.60	\$2.60	\$2.60	\$2.60	\$2.60	\$2.60	\$2.60	\$2.60	\$2.60	\$2.60	\$2.60	\$2.60	\$2.60	\$2.60	\$2.60
Stevens	3	\$2.31	\$2.31	\$2.31	\$2.31	\$2.31	\$2.31	\$2.31	\$2.31	\$2.31	\$2.31	\$2.31	\$2.31	\$2.31	\$2.31	\$2.31	\$2.31	\$2.31	\$2.31	\$2.31
Sumner	3	\$1.50	\$1.56	\$1.62	\$1.67	\$1.73	\$1.79	\$1.85	\$1.90	\$1.96	\$2.02	\$2.08	\$2.13	\$2.19	\$2.25	\$2.31	\$2.37	\$2.42	\$2.48	\$2.54
Thomas	3	\$2.60	\$2.60	\$2.60	\$2.60	\$2.60	\$2.60	\$2.60	\$2.60	\$2.60	\$2.60	\$2.60	\$2.60	\$2.60	\$2.60	\$2.60	\$2.60	\$2.60	\$2.60	\$2.60
Trego	3	\$2.50	\$2.50	\$2.50	\$2.50	\$2.50	\$2.50	\$2.50	\$2.50	\$2.50	\$2.50	\$2.50	\$2.50	\$2.50	\$2.50	\$2.50	\$2.50	\$2.50	\$2.50	\$2.50
Wabaunsee	3	\$2.87	\$2.90	\$2.93	\$2.96	\$2.98	\$3.01	\$3.04	\$3.06	\$3.08	\$3.10	\$3.12	\$3.14	\$3.17	\$3.26	\$3.40	\$3.54	\$3.68	\$3.81	\$3.95
Wichita	3	\$3.37	\$3.37	\$3.37	\$3.37	\$3.37	\$3.37	\$3.37	\$3.37	\$3.37	\$3.37	\$3.37	\$3.37	\$3.37	\$3.37	\$3.37	\$3.37	\$3.37	\$3.37	\$3.37

Table 23: Full-Time Hourly Market Rate Percentiles for Child Care Centers by County and Cost Area (36-59 Months)

County	Cost Area	5th	10th	15th	20th	25th	30th	35th	40th	45th	50th	55th	60th	65th	70th	75th	80th	85th	90th	95th
Johnson	1	\$3.50	\$3.84	\$3.98	\$4.22	\$4.33	\$4.49	\$4.69	\$4.81	\$4.90	\$4.98	\$5.10	\$5.25	\$5.31	\$5.42	\$5.51	\$5.59	\$5.90	\$6.22	\$6.57
Butler	2	\$0.81	\$0.85	\$1.48	\$2.29	\$2.76	\$2.97	\$3.23	\$3.59	\$3.91	\$3.93	\$3.94	\$4.02	\$4.11	\$4.33	\$4.62	\$4.82	\$4.92	\$5.11	\$5.58
Douglas	2	\$1.59	\$2.65	\$2.76	\$2.89	\$2.99	\$3.18	\$3.26	\$3.60	\$3.83	\$3.88	\$3.93	\$3.96	\$4.14	\$4.35	\$4.49	\$4.68	\$5.08	\$5.50	\$5.79
Ellis	2	\$1.50	\$2.13	\$2.66	\$2.66	\$2.66	\$2.71	\$2.85	\$3.00	\$3.09	\$3.13	\$3.16	\$3.18	\$3.19	\$3.21	\$3.35	\$3.55	\$3.74	\$3.84	\$3.91
Geary	2	\$3.01	\$3.04	\$3.08	\$3.11	\$3.14	\$3.17	\$3.19	\$3.22	\$3.29	\$3.36	\$3.43	\$3.50	\$3.51	\$3.51	\$3.52	\$3.53	\$3.54	\$3.56	\$3.57
Harvey	2	\$1.17	\$1.41	\$1.64	\$1.88	\$2.12	\$2.35	\$2.59	\$2.83	\$3.06	\$3.30	\$3.41	\$3.53	\$3.64	\$3.75	\$3.87	\$3.98	\$4.09	\$4.21	\$4.32
Jefferson	2	\$2.78	\$2.82	\$2.87	\$2.91	\$2.96	\$3.01	\$3.05	\$3.09	\$3.13	\$3.16	\$3.20	\$3.24	\$3.28	\$3.40	\$3.56	\$3.73	\$3.89	\$4.06	\$4.23
Leavenworth	2	\$2.51	\$2.75	\$2.80	\$2.89	\$3.17	\$3.20	\$3.24	\$3.27	\$3.30	\$3.45	\$3.51	\$3.72	\$3.89	\$3.95	\$3.97	\$4.05	\$4.11	\$4.15	\$4.29
Miami	2	\$0.83	\$1.00	\$1.17	\$1.33	\$1.72	\$2.11	\$2.50	\$2.88	\$3.05	\$3.22	\$3.39	\$3.56	\$3.62	\$3.69	\$3.75	\$3.81	\$3.98	\$4.15	\$4.32
Pottawatomie	2	\$3.41	\$3.43	\$3.45	\$3.46	\$3.49	\$3.51	\$3.53	\$3.56	\$3.67	\$3.78	\$3.89	\$4.01	\$4.38	\$4.74	\$5.11	\$5.48	\$5.74	\$5.99	\$6.25
Riley	2	\$3.30	\$3.40	\$3.41	\$3.45	\$3.52	\$3.61	\$3.72	\$3.91	\$4.13	\$4.18	\$4.23	\$4.34	\$4.43	\$4.47	\$4.53	\$4.62	\$5.17	\$6.00	\$6.31
Rush	2	\$2.70	\$2.72	\$2.75	\$2.78	\$2.81	\$2.84	\$2.87	\$2.90	\$2.93	\$2.96	\$2.99	\$3.02	\$3.05	\$3.08	\$3.10	\$3.13	\$3.16	\$3.19	\$3.22
Sedgwick	2	\$2.16	\$2.54	\$2.90	\$3.26	\$3.49	\$3.49	\$3.62	\$3.66	\$3.83	\$3.91	\$3.94	\$4.01	\$4.07	\$4.13	\$4.29	\$4.44	\$4.64	\$5.03	\$5.34
Seward	2	\$1.00	\$1.23	\$1.46	\$1.69	\$1.92	\$2.15	\$2.38	\$2.62	\$2.85	\$3.08	\$3.12	\$3.16	\$3.20	\$3.24	\$3.29	\$3.33	\$3.37	\$3.41	\$3.45
Shawnee	2	\$2.88	\$3.01	\$3.07	\$3.16	\$3.19	\$3.25	\$3.30	\$3.44	\$3.46	\$3.46	\$3.52	\$3.61	\$3.63	\$3.79	\$3.89	\$3.95	\$4.14	\$4.40	\$4.50
Wyandotte	2	\$2.13	\$2.75	\$2.88	\$3.01	\$3.17	\$3.31	\$3.44	\$3.58	\$3.59	\$3.62	\$3.77	\$3.84	\$3.87	\$3.88	\$4.06	\$4.13	\$4.15	\$4.24	\$5.01
Allen	3	\$2.19	\$2.21	\$2.22	\$2.23	\$2.24	\$2.26	\$2.27	\$2.28	\$2.29	\$2.31	\$2.40	\$2.49	\$2.59	\$2.68	\$2.77	\$2.87	\$2.96	\$3.05	\$3.14
Anderson	3	\$3.37	\$3.37	\$3.37	\$3.37	\$3.37	\$3.37	\$3.37	\$3.37	\$3.37	\$3.37	\$3.37	\$3.37	\$3.37	\$3.37	\$3.37	\$3.37	\$3.37	\$3.37	\$3.37
Atchison	3	\$3.00	\$3.02	\$3.04	\$3.06	\$3.08	\$3.10	\$3.12	\$3.14	\$3.15	\$3.17	\$3.19	\$3.21	\$3.23	\$3.25	\$3.27	\$3.29	\$3.31	\$3.33	\$3.35
Barton	3	\$1.06	\$1.45	\$1.85	\$2.24	\$2.32	\$2.40	\$2.48	\$2.56	\$2.57	\$2.58	\$2.59	\$2.60	\$2.60	\$2.60	\$2.60	\$2.60	\$2.64	\$2.69	\$2.74
Bourbon	3	\$2.37	\$2.37	\$2.37	\$2.37	\$2.37	\$2.37	\$2.37	\$2.37	\$2.37	\$2.37	\$2.37	\$2.37	\$2.37	\$2.37	\$2.37	\$2.37	\$2.37	\$2.37	\$2.37
Brown	3	\$3.37	\$3.37	\$3.37	\$3.37	\$3.37	\$3.37	\$3.37	\$3.37	\$3.37	\$3.37	\$3.37	\$3.37	\$3.37	\$3.37	\$3.37	\$3.37	\$3.37	\$3.37	\$3.37
Chautauqua	3	\$2.21	\$2.21	\$2.21	\$2.21	\$2.21	\$2.21	\$2.21	\$2.21	\$2.21	\$2.21	\$2.21	\$2.21	\$2.21	\$2.21	\$2.21	\$2.21	\$2.21	\$2.21	\$2.21
Cherokee	3	\$2.19	\$2.22	\$2.26	\$2.30	\$2.34	\$2.38	\$2.41	\$2.42	\$2.44	\$2.45	\$2.47	\$2.48	\$2.50	\$2.51	\$2.52	\$2.53	\$2.54	\$2.54	\$2.55
Cloud	3	\$2.28	\$2.30	\$2.33	\$2.35	\$2.38	\$2.40	\$2.43	\$2.45	\$2.48	\$2.50	\$2.54	\$2.59	\$2.63	\$2.68	\$2.72	\$2.77	\$2.81	\$2.86	\$2.90
Coffey	3	\$2.18	\$2.26	\$2.33	\$2.40	\$2.47	\$2.55	\$2.60	\$2.60	\$2.60	\$2.60	\$2.60	\$2.60	\$2.60	\$2.64	\$2.72	\$2.79	\$2.86	\$2.93	\$3.00
Cowley	3	\$2.27	\$2.29	\$2.32	\$2.34	\$2.36	\$2.39	\$2.42	\$2.48	\$2.54	\$2.60	\$2.65	\$2.71	\$2.77	\$2.80	\$2.81	\$2.83	\$2.84	\$2.86	\$2.87

County	Cost Area	5th	10th	15th	20th	25th	30th	35th	40th	45th	50th	55th	60th	65th	70th	75th	80th	85th	90th	95th
Crawford	3	\$1.10	\$1.65	\$2.12	\$2.15	\$2.18	\$2.21	\$2.27	\$2.34	\$2.39	\$2.44	\$2.48	\$2.51	\$2.53	\$2.55	\$2.58	\$2.62	\$2.66	\$2.72	\$2.79
Dickinson	3	\$1.58	\$1.60	\$1.63	\$1.85	\$2.16	\$2.48	\$2.72	\$2.79	\$2.87	\$2.95	\$3.06	\$3.18	\$3.29	\$3.37	\$3.41	\$3.46	\$3.51	\$3.56	\$3.61
Doniphan	3	\$2.75	\$2.75	\$2.75	\$2.75	\$2.75	\$2.75	\$2.75	\$2.75	\$2.75	\$2.75	\$2.75	\$2.75	\$2.75	\$2.75	\$2.75	\$2.75	\$2.75	\$2.75	\$2.75
Ellsworth	3	\$2.66	\$2.66	\$2.66	\$2.66	\$2.66	\$2.66	\$2.66	\$2.66	\$2.66	\$2.66	\$2.66	\$2.66	\$2.66	\$2.66	\$2.66	\$2.66	\$2.66	\$2.66	\$2.66
Finney	3	\$1.49	\$1.63	\$1.78	\$1.92	\$2.28	\$2.64	\$3.00	\$3.37	\$3.40	\$3.43	\$3.46	\$3.49	\$3.53	\$3.57	\$3.61	\$3.65	\$3.69	\$3.73	\$3.77
Ford	3	\$2.46	\$2.48	\$2.50	\$2.53	\$2.55	\$2.57	\$2.59	\$2.62	\$2.64	\$2.66	\$2.68	\$2.71	\$2.73	\$2.75	\$2.77	\$2.79	\$2.82	\$2.84	\$2.86
Franklin	3	\$3.17	\$3.17	\$3.17	\$3.17	\$3.17	\$3.17	\$3.17	\$3.17	\$3.17	\$3.17	\$3.17	\$3.17	\$3.17	\$3.17	\$3.17	\$3.17	\$3.17	\$3.17	\$3.17
Gove	3	\$1.86	\$1.86	\$1.86	\$1.86	\$1.86	\$1.86	\$1.86	\$1.86	\$1.86	\$1.86	\$1.86	\$1.86	\$1.86	\$1.86	\$1.86	\$1.86	\$1.86	\$1.86	\$1.86
Grant	3	\$5.53	\$5.55	\$5.58	\$5.60	\$5.63	\$5.65	\$5.68	\$5.70	\$5.73	\$5.75	\$5.78	\$5.80	\$5.83	\$5.85	\$5.88	\$5.90	\$5.93	\$5.95	\$5.98
Gray	3	\$2.40	\$2.40	\$2.40	\$2.40	\$2.40	\$2.40	\$2.40	\$2.40	\$2.40	\$2.40	\$2.40	\$2.40	\$2.40	\$2.40	\$2.40	\$2.40	\$2.40	\$2.40	\$2.40
Hamilton	3	\$0.82	\$0.82	\$0.82	\$0.82	\$0.82	\$0.82	\$0.82	\$0.82	\$0.82	\$0.82	\$0.82	\$0.82	\$0.82	\$0.82	\$0.82	\$0.82	\$0.82	\$0.82	\$0.82
Harper	3	\$2.31	\$2.31	\$2.31	\$2.31	\$2.31	\$2.31	\$2.31	\$2.31	\$2.31	\$2.31	\$2.31	\$2.31	\$2.31	\$2.31	\$2.31	\$2.31	\$2.31	\$2.31	\$2.31
Haskell	3	\$2.75	\$2.75	\$2.75	\$2.75	\$2.75	\$2.75	\$2.75	\$2.75	\$2.75	\$2.75	\$2.75	\$2.75	\$2.75	\$2.75	\$2.75	\$2.75	\$2.75	\$2.75	\$2.75
Jackson	3	\$0.33	\$0.33	\$0.33	\$0.33	\$0.33	\$0.33	\$0.33	\$0.33	\$0.33	\$0.33	\$0.33	\$0.33	\$0.33	\$0.33	\$0.33	\$0.33	\$0.33	\$0.33	\$0.33
Kingman	3	\$2.88	\$2.88	\$2.88	\$2.88	\$2.88	\$2.88	\$2.88	\$2.88	\$2.88	\$2.88	\$2.88	\$2.88	\$2.88	\$2.88	\$2.88	\$2.88	\$2.88	\$2.88	\$2.88
Labette	3	\$2.15	\$2.19	\$2.23	\$2.27	\$2.30	\$2.34	\$2.38	\$2.42	\$2.46	\$2.50	\$2.60	\$2.70	\$2.80	\$2.90	\$3.00	\$3.10	\$3.20	\$3.29	\$3.39
Lyon	3	\$2.27	\$2.28	\$2.29	\$2.31	\$2.32	\$2.34	\$2.36	\$2.37	\$2.37	\$2.37	\$2.37	\$2.37	\$2.40	\$2.44	\$2.47	\$2.50	\$2.66	\$2.82	\$2.98
Marion	3	\$2.85	\$2.85	\$2.85	\$2.85	\$2.85	\$2.85	\$2.85	\$2.85	\$2.85	\$2.85	\$2.85	\$2.85	\$2.85	\$2.85	\$2.85	\$2.85	\$2.85	\$2.85	\$2.85
McPherson	3	\$1.70	\$2.06	\$2.42	\$2.79	\$2.87	\$2.96	\$3.04	\$3.13	\$3.14	\$3.15	\$3.16	\$3.17	\$3.19	\$3.21	\$3.22	\$3.24	\$3.33	\$3.43	\$3.53
Mitchell	3	\$2.51	\$2.52	\$2.53	\$2.54	\$2.54	\$2.55	\$2.56	\$2.57	\$2.57	\$2.58	\$2.61	\$2.65	\$2.68	\$2.71	\$2.74	\$2.78	\$2.81	\$2.84	\$2.88
Montgomery	3	\$1.88	\$1.93	\$1.98	\$2.01	\$2.02	\$2.03	\$2.05	\$2.11	\$2.16	\$2.22	\$2.28	\$2.33	\$2.39	\$2.42	\$2.45	\$2.48	\$2.51	\$2.55	\$2.59
Morris	3	\$2.60	\$2.60	\$2.61	\$2.61	\$2.61	\$2.62	\$2.62	\$2.62	\$2.63	\$2.63	\$2.63	\$2.64	\$2.64	\$2.64	\$2.64	\$2.65	\$2.65	\$2.65	\$2.66
Nemaha	3	\$0.96	\$1.25	\$1.54	\$1.84	\$2.13	\$2.42	\$2.63	\$2.68	\$2.73	\$2.78	\$2.83	\$2.88	\$2.93	\$2.99	\$3.05	\$3.12	\$3.18	\$3.24	\$3.30
Neosho	3	\$2.03	\$2.05	\$2.06	\$2.08	\$2.09	\$2.11	\$2.13	\$2.15	\$2.18	\$2.21	\$2.24	\$2.27	\$2.30	\$2.32	\$2.33	\$2.35	\$2.36	\$2.38	\$2.39
Norton	3	\$2.96	\$2.96	\$2.97	\$2.98	\$2.98	\$2.99	\$3.00	\$3.00	\$3.01	\$3.02	\$3.02	\$3.03	\$3.04	\$3.04	\$3.05	\$3.06	\$3.06	\$3.07	\$3.08
Osage	3	\$1.95	\$1.98	\$2.01	\$2.04	\$2.07	\$2.10	\$2.13	\$2.15	\$2.18	\$2.21	\$2.30	\$2.39	\$2.48	\$2.57	\$2.66	\$2.75	\$2.84	\$2.93	\$3.02
Pawnee	3	\$2.31	\$2.31	\$2.31	\$2.31	\$2.31	\$2.31	\$2.31	\$2.31	\$2.31	\$2.31	\$2.31	\$2.31	\$2.31	\$2.31	\$2.31	\$2.31	\$2.31	\$2.31	\$2.31
Phillips	3	\$2.31	\$2.31	\$2.31	\$2.31	\$2.31	\$2.31	\$2.31	\$2.31	\$2.31	\$2.31	\$2.31	\$2.31	\$2.31	\$2.31	\$2.31	\$2.31	\$2.31	\$2.31	\$2.31
Pratt	3	\$3.59	\$3.59	\$3.59	\$3.59	\$3.59	\$3.59	\$3.59	\$3.59	\$3.59	\$3.59	\$3.59	\$3.59	\$3.59	\$3.59	\$3.59	\$3.59	\$3.59	\$3.59	\$3.59

County	Cost Area	5th	10th	15th	20th	25th	30th	35th	40th	45th	50th	55th	60th	65th	70th	75th	80th	85th	90th	95th
Reno	3	\$1.15	\$1.15	\$1.17	\$1.19	\$1.44	\$1.88	\$2.24	\$2.43	\$2.60	\$2.60	\$2.60	\$2.63	\$2.68	\$2.69	\$2.69	\$2.69	\$2.69	\$2.76	\$3.08
Rice	3	\$2.51	\$2.52	\$2.53	\$2.54	\$2.55	\$2.56	\$2.57	\$2.58	\$2.59	\$2.60	\$2.61	\$2.62	\$2.63	\$2.63	\$2.64	\$2.65	\$2.66	\$2.67	\$2.68
Rooks	3	\$2.31	\$2.31	\$2.31	\$2.31	\$2.31	\$2.31	\$2.31	\$2.31	\$2.31	\$2.31	\$2.31	\$2.31	\$2.31	\$2.31	\$2.31	\$2.31	\$2.31	\$2.31	\$2.31
Russell	3	\$2.15	\$2.15	\$2.15	\$2.15	\$2.15	\$2.15	\$2.15	\$2.15	\$2.15	\$2.15	\$2.15	\$2.15	\$2.15	\$2.15	\$2.15	\$2.15	\$2.15	\$2.15	\$2.15
Saline	3	\$2.46	\$2.62	\$2.69	\$2.69	\$2.69	\$2.77	\$2.85	\$2.88	\$2.88	\$2.88	\$2.91	\$2.94	\$2.97	\$3.03	\$3.08	\$3.10	\$3.13	\$3.14	\$3.14
Smith	3	\$2.31	\$2.31	\$2.31	\$2.31	\$2.31	\$2.31	\$2.31	\$2.31	\$2.31	\$2.31	\$2.31	\$2.31	\$2.31	\$2.31	\$2.31	\$2.31	\$2.31	\$2.31	\$2.31
Stevens	3	\$1.59	\$1.63	\$1.67	\$1.71	\$1.74	\$1.78	\$1.82	\$1.86	\$1.89	\$1.93	\$1.97	\$2.01	\$2.04	\$2.08	\$2.12	\$2.16	\$2.19	\$2.23	\$2.27
Sumner	3	\$1.56	\$1.67	\$1.79	\$1.90	\$2.02	\$2.13	\$2.25	\$2.37	\$2.48	\$2.60	\$2.60	\$2.60	\$2.60	\$2.60	\$2.60	\$2.60	\$2.60	\$2.60	\$2.60
Thomas	3	\$2.53	\$2.53	\$2.53	\$2.53	\$2.53	\$2.53	\$2.53	\$2.53	\$2.53	\$2.53	\$2.53	\$2.53	\$2.53	\$2.53	\$2.53	\$2.53	\$2.53	\$2.53	\$2.53
Trego	3	\$2.50	\$2.50	\$2.50	\$2.50	\$2.50	\$2.50	\$2.50	\$2.50	\$2.50	\$2.50	\$2.50	\$2.50	\$2.50	\$2.50	\$2.50	\$2.50	\$2.50	\$2.50	\$2.50
Wabaunsee	3	\$2.62	\$2.69	\$2.76	\$2.83	\$2.90	\$2.97	\$3.02	\$3.04	\$3.07	\$3.09	\$3.12	\$3.14	\$3.17	\$3.25	\$3.36	\$3.47	\$3.57	\$3.68	\$3.79
Wichita	3	\$3.17	\$3.17	\$3.17	\$3.17	\$3.17	\$3.17	\$3.17	\$3.17	\$3.17	\$3.17	\$3.17	\$3.17	\$3.17	\$3.17	\$3.17	\$3.17	\$3.17	\$3.17	\$3.17
Wilson	3	\$2.21	\$2.21	\$2.21	\$2.21	\$2.21	\$2.21	\$2.21	\$2.21	\$2.21	\$2.21	\$2.21	\$2.21	\$2.21	\$2.21	\$2.21	\$2.21	\$2.21	\$2.21	\$2.21

Table 24: Full-Time Hourly Market Rate Percentiles for Child Care Centers by County and Cost Area (60+ Months)

County	Cost Area	5th	10th	15th	20th	25th	30th	35th	40th	45th	50th	55th	60th	65th	70th	75th	80th	85th	90th	95th
Johnson	1	\$2.79	\$2.96	\$3.07	\$3.13	\$3.37	\$3.63	\$3.80	\$3.86	\$4.13	\$4.28	\$4.33	\$4.38	\$4.49	\$4.72	\$4.81	\$4.98	\$5.05	\$5.56	\$6.10
Butler	2	\$0.88	\$0.95	\$1.03	\$1.06	\$1.25	\$1.44	\$1.44	\$1.63	\$2.43	\$2.64	\$2.73	\$3.47	\$3.79	\$3.90	\$4.04	\$4.27	\$4.63	\$5.12	\$5.62
Douglas	2	\$1.42	\$1.42	\$1.42	\$1.42	\$1.42	\$1.42	\$1.75	\$2.04	\$2.60	\$2.78	\$2.95	\$3.30	\$3.56	\$3.70	\$3.86	\$4.08	\$4.12	\$4.53	\$4.89
Ellis	2	\$2.79	\$2.91	\$3.04	\$3.09	\$3.12	\$3.14	\$3.16	\$3.16	\$3.17	\$3.17	\$3.31	\$3.45	\$3.59	\$3.66	\$3.70	\$3.73	\$3.76	\$3.77	\$3.78
Geary	2	\$2.70	\$2.79	\$2.89	\$2.98	\$2.98	\$2.98	\$2.98	\$2.98	\$2.98	\$2.98	\$2.98	\$2.98	\$3.00	\$3.03	\$3.05	\$3.08	\$3.15	\$3.22	\$3.29
Harvey	2	\$2.39	\$2.51	\$2.63	\$2.75	\$2.88	\$3.00	\$3.08	\$3.08	\$3.08	\$3.08	\$3.08	\$3.08	\$3.08	\$3.64	\$4.48	\$5.33	\$6.17	\$7.01	\$7.86
Jefferson	2	\$1.96	\$2.00	\$2.04	\$2.08	\$2.12	\$2.23	\$2.34	\$2.46	\$2.57	\$2.69	\$2.74	\$2.79	\$2.84	\$2.89	\$2.94	\$2.95	\$2.96	\$2.97	\$2.97
Leavenworth	2	\$1.56	\$2.00	\$2.35	\$2.62	\$2.79	\$2.88	\$2.88	\$3.00	\$3.08	\$3.08	\$3.19	\$3.25	\$3.27	\$3.27	\$3.46	\$3.67	\$3.74	\$3.92	\$4.27
Miami	2	\$1.64	\$1.95	\$2.26	\$2.57	\$2.88	\$3.00	\$3.12	\$3.23	\$3.35	\$3.46	\$3.47	\$3.48	\$3.49	\$3.50	\$3.51	\$3.52	\$3.53	\$3.54	\$3.55
Pottawatomie	2	\$1.44	\$1.44	\$1.44	\$1.44	\$1.44	\$1.63	\$2.26	\$2.90	\$3.30	\$3.37	\$3.43	\$3.52	\$3.62	\$3.72	\$4.04	\$4.46	\$4.87	\$5.11	\$5.33
Riley	2	\$1.44	\$1.44	\$1.44	\$1.44	\$1.44	\$1.44	\$1.80	\$2.89	\$3.17	\$3.19	\$3.21	\$3.42	\$3.55	\$3.60	\$3.74	\$3.89	\$4.27	\$4.47	\$5.28
Rush	2	\$2.50	\$2.50	\$2.50	\$2.50	\$2.50	\$2.50	\$2.50	\$2.50	\$2.50	\$2.50	\$2.50	\$2.50	\$2.50	\$2.50	\$2.50	\$2.50	\$2.50	\$2.50	\$2.50
Sedgwick	2	\$0.50	\$0.90	\$1.15	\$1.15	\$1.15	\$1.35	\$1.44	\$2.12	\$2.40	\$2.60	\$2.79	\$3.06	\$3.17	\$3.37	\$3.65	\$3.75	\$3.90	\$4.23	\$5.00
Seward	2	\$3.08	\$3.08	\$3.08	\$3.08	\$3.08	\$3.08	\$3.08	\$3.08	\$3.08	\$3.08	\$3.08	\$3.08	\$3.08	\$3.08	\$3.08	\$3.08	\$3.08	\$3.08	\$3.08
Shawnee	2	\$1.15	\$2.13	\$2.44	\$2.60	\$2.60	\$2.75	\$2.88	\$2.89	\$2.98	\$3.06	\$3.17	\$3.17	\$3.27	\$3.37	\$3.46	\$3.46	\$3.70	\$3.85	\$4.29
Wyandotte	2	\$1.89	\$2.03	\$2.16	\$2.44	\$2.64	\$2.80	\$2.85	\$2.88	\$2.88	\$3.08	\$3.32	\$3.37	\$3.49	\$3.56	\$3.56	\$3.71	\$3.91	\$4.12	\$4.41
Allen	3	\$1.96	\$2.00	\$2.04	\$2.08	\$2.12	\$2.15	\$2.19	\$2.23	\$2.27	\$2.31	\$2.39	\$2.48	\$2.57	\$2.65	\$2.74	\$2.83	\$2.91	\$3.00	\$3.09
Anderson	3	\$2.96	\$2.96	\$2.96	\$2.96	\$2.96	\$2.96	\$2.96	\$2.96	\$2.96	\$2.96	\$2.96	\$2.96	\$2.96	\$2.96	\$2.96	\$2.96	\$2.96	\$2.96	\$2.96
Atchison	3	\$2.80	\$2.81	\$2.83	\$2.84	\$2.85	\$2.87	\$2.88	\$2.89	\$2.91	\$2.92	\$2.93	\$2.95	\$2.96	\$2.97	\$2.98	\$3.00	\$3.01	\$3.02	\$3.04
Barton	3	\$1.86	\$1.89	\$1.94	\$2.04	\$2.14	\$2.23	\$2.30	\$2.37	\$2.42	\$2.45	\$2.49	\$2.52	\$2.55	\$2.59	\$2.64	\$2.71	\$2.78	\$2.82	\$2.85
Bourbon	3	\$2.21	\$2.21	\$2.21	\$2.21	\$2.21	\$2.21	\$2.21	\$2.21	\$2.21	\$2.21	\$2.21	\$2.21	\$2.21	\$2.21	\$2.21	\$2.21	\$2.21	\$2.21	\$2.21
Brown	3	\$3.27	\$3.27	\$3.27	\$3.27	\$3.27	\$3.27	\$3.27	\$3.27	\$3.27	\$3.27	\$3.27	\$3.27	\$3.27	\$3.27	\$3.27	\$3.27	\$3.27	\$3.27	\$3.27
Chautauqua	3	\$1.92	\$1.92	\$1.92	\$1.92	\$1.92	\$1.92	\$1.92	\$1.92	\$1.92	\$1.92	\$1.92	\$1.92	\$1.92	\$1.92	\$1.92	\$1.92	\$1.92	\$1.92	\$1.92
Cherokee	3	\$2.12	\$2.13	\$2.14	\$2.14	\$2.15	\$2.16	\$2.18	\$2.21	\$2.25	\$2.28	\$2.32	\$2.36	\$2.39	\$2.41	\$2.43	\$2.44	\$2.46	\$2.47	\$2.49
Cloud	3	\$1.56	\$1.67	\$1.78	\$1.90	\$2.01	\$2.12	\$2.21	\$2.26	\$2.30	\$2.35	\$2.39	\$2.44	\$2.48	\$2.54	\$2.60	\$2.65	\$2.71	\$2.77	\$2.83
Coffey	3	\$2.18	\$2.26	\$2.33	\$2.40	\$2.47	\$2.55	\$2.60	\$2.60	\$2.60	\$2.60	\$2.60	\$2.60	\$2.60	\$2.64	\$2.72	\$2.79	\$2.86	\$2.93	\$3.00
Cowley	3	\$1.88	\$1.89	\$1.90	\$1.90	\$1.91	\$1.92	\$1.95	\$2.02	\$2.09	\$2.16	\$2.24	\$2.31	\$2.38	\$2.44	\$2.50	\$2.56	\$2.62	\$2.67	\$2.73

County	Cost Area	5th	10th	15th	20th	25th	30th	35th	40th	45th	50th	55th	60th	65th	70th	75th	80th	85th	90th	95th
Crawford	3	\$0.99	\$1.42	\$1.69	\$1.81	\$1.92	\$1.98	\$2.04	\$2.08	\$2.10	\$2.12	\$2.19	\$2.27	\$2.35	\$2.42	\$2.50	\$2.57	\$2.63	\$2.69	\$2.74
Dickinson	3	\$1.57	\$1.59	\$1.61	\$1.63	\$1.90	\$2.16	\$2.43	\$2.69	\$2.69	\$2.69	\$2.69	\$2.69	\$2.81	\$2.93	\$3.05	\$3.17	\$3.17	\$3.17	\$3.17
Doniphan	3	\$2.12	\$2.12	\$2.12	\$2.12	\$2.12	\$2.12	\$2.12	\$2.12	\$2.12	\$2.12	\$2.12	\$2.12	\$2.12	\$2.12	\$2.12	\$2.12	\$2.12	\$2.12	\$2.12
Ellsworth	3	\$2.02	\$2.02	\$2.02	\$2.02	\$2.02	\$2.02	\$2.02	\$2.02	\$2.02	\$2.02	\$2.02	\$2.02	\$2.02	\$2.02	\$2.02	\$2.02	\$2.02	\$2.02	\$2.02
Finney	3	\$1.96	\$2.00	\$2.04	\$2.08	\$2.12	\$2.33	\$2.54	\$2.75	\$2.96	\$3.17	\$3.21	\$3.25	\$3.29	\$3.33	\$3.37	\$3.42	\$3.48	\$3.54	\$3.60
Ford	3	\$1.96	\$2.00	\$2.04	\$2.08	\$2.12	\$2.15	\$2.19	\$2.23	\$2.27	\$2.31	\$2.37	\$2.42	\$2.48	\$2.54	\$2.60	\$2.65	\$2.71	\$2.77	\$2.83
Franklin	3	\$3.17	\$3.17	\$3.17	\$3.17	\$3.17	\$3.17	\$3.17	\$3.17	\$3.17	\$3.17	\$3.17	\$3.17	\$3.17	\$3.17	\$3.17	\$3.17	\$3.17	\$3.17	\$3.17
Gove	3	\$1.83	\$1.83	\$1.83	\$1.83	\$1.83	\$1.83	\$1.83	\$1.83	\$1.83	\$1.83	\$1.83	\$1.83	\$1.83	\$1.83	\$1.83	\$1.83	\$1.83	\$1.83	\$1.83
Gray	3	\$2.40	\$2.40	\$2.40	\$2.40	\$2.40	\$2.40	\$2.40	\$2.40	\$2.40	\$2.40	\$2.40	\$2.40	\$2.40	\$2.40	\$2.40	\$2.40	\$2.40	\$2.40	\$2.40
Hamilton	3	\$0.82	\$0.82	\$0.82	\$0.82	\$0.82	\$0.82	\$0.82	\$0.82	\$0.82	\$0.82	\$0.82	\$0.82	\$0.82	\$0.82	\$0.82	\$0.82	\$0.82	\$0.82	\$0.82
Harper	3	\$2.31	\$2.31	\$2.31	\$2.31	\$2.31	\$2.31	\$2.31	\$2.31	\$2.31	\$2.31	\$2.31	\$2.31	\$2.31	\$2.31	\$2.31	\$2.31	\$2.31	\$2.31	\$2.31
Haskell	3	\$2.75	\$2.75	\$2.75	\$2.75	\$2.75	\$2.75	\$2.75	\$2.75	\$2.75	\$2.75	\$2.75	\$2.75	\$2.75	\$2.75	\$2.75	\$2.75	\$2.75	\$2.75	\$2.75
Jackson	3	\$0.50	\$0.60	\$0.70	\$0.80	\$0.90	\$1.00	\$1.10	\$1.20	\$1.30	\$1.40	\$1.50	\$1.60	\$1.70	\$1.80	\$1.90	\$2.00	\$2.10	\$2.20	\$2.30
Kingman	3	\$2.88	\$2.88	\$2.88	\$2.88	\$2.88	\$2.88	\$2.88	\$2.88	\$2.88	\$2.88	\$2.88	\$2.88	\$2.88	\$2.88	\$2.88	\$2.88	\$2.88	\$2.88	\$2.88
Labette	3	\$2.01	\$2.02	\$2.03	\$2.05	\$2.06	\$2.07	\$2.08	\$2.09	\$2.10	\$2.12	\$2.24	\$2.37	\$2.49	\$2.62	\$2.74	\$2.87	\$2.99	\$3.12	\$3.24
Lyon	3	\$1.15	\$1.54	\$1.54	\$1.54	\$1.59	\$1.63	\$1.78	\$1.92	\$1.95	\$1.97	\$2.04	\$2.12	\$2.12	\$2.12	\$2.21	\$2.31	\$2.40	\$2.50	\$2.74
Marion	3	\$2.69	\$2.69	\$2.69	\$2.69	\$2.69	\$2.69	\$2.69	\$2.69	\$2.69	\$2.69	\$2.69	\$2.69	\$2.69	\$2.69	\$2.69	\$2.69	\$2.69	\$2.69	\$2.69
Marshall	3	\$1.73	\$1.73	\$1.73	\$1.73	\$1.73	\$1.73	\$1.73	\$1.73	\$1.73	\$1.73	\$1.73	\$1.73	\$1.73	\$1.73	\$1.73	\$1.73	\$1.73	\$1.73	\$1.73
McPherson	3	\$2.43	\$2.45	\$2.48	\$2.50	\$2.66	\$2.81	\$2.97	\$3.13	\$3.14	\$3.15	\$3.16	\$3.17	\$3.17	\$3.17	\$3.17	\$3.17	\$3.17	\$3.17	\$3.17
Mitchell	3	\$2.50	\$2.50	\$2.50	\$2.50	\$2.50	\$2.50	\$2.50	\$2.50	\$2.50	\$2.50	\$2.50	\$2.50	\$2.50	\$2.50	\$2.50	\$2.50	\$2.50	\$2.50	\$2.50
Montgomery	3	\$1.83	\$1.83	\$1.83	\$1.84	\$1.87	\$1.89	\$1.90	\$1.90	\$1.90	\$1.90	\$1.93	\$1.96	\$1.99	\$2.04	\$2.11	\$2.18	\$2.23	\$2.26	\$2.28
Morris	3	\$2.60	\$2.60	\$2.60	\$2.60	\$2.60	\$2.60	\$2.60	\$2.60	\$2.60	\$2.60	\$2.60	\$2.60	\$2.60	\$2.60	\$2.60	\$2.60	\$2.60	\$2.60	\$2.60
Nemaha	3	\$0.92	\$1.18	\$1.43	\$1.68	\$1.94	\$2.19	\$2.38	\$2.45	\$2.51	\$2.58	\$2.64	\$2.70	\$2.77	\$2.84	\$2.91	\$2.98	\$3.05	\$3.13	\$3.20
Neosho	3	\$1.95	\$1.98	\$2.01	\$2.04	\$2.07	\$2.10	\$2.13	\$2.15	\$2.18	\$2.21	\$2.24	\$2.27	\$2.30	\$2.32	\$2.33	\$2.35	\$2.36	\$2.38	\$2.39
Norton	3	\$2.95	\$2.96	\$2.96	\$2.96	\$2.96	\$2.97	\$2.97	\$2.97	\$2.97	\$2.98	\$2.98	\$2.98	\$2.98	\$2.99	\$2.99	\$2.99	\$2.99	\$3.00	\$3.00
Osage	3	\$1.95	\$1.98	\$2.01	\$2.04	\$2.07	\$2.10	\$2.13	\$2.15	\$2.18	\$2.21	\$2.27	\$2.33	\$2.38	\$2.44	\$2.50	\$2.56	\$2.62	\$2.67	\$2.73
Pawnee	3	\$2.31	\$2.31	\$2.31	\$2.31	\$2.31	\$2.31	\$2.31	\$2.31	\$2.31	\$2.31	\$2.31	\$2.31	\$2.31	\$2.31	\$2.31	\$2.31	\$2.31	\$2.31	\$2.31
Phillips	3	\$2.31	\$2.31	\$2.31	\$2.31	\$2.31	\$2.31	\$2.31	\$2.31	\$2.31	\$2.31	\$2.31	\$2.31	\$2.31	\$2.31	\$2.31	\$2.31	\$2.31	\$2.31	\$2.31
Pratt	3	\$3.46	\$3.46	\$3.46	\$3.46	\$3.46	\$3.46	\$3.46	\$3.46	\$3.46	\$3.46	\$3.46	\$3.46	\$3.46	\$3.46	\$3.46	\$3.46	\$3.46	\$3.46	\$3.46

County	Cost Area	5th	10th	15th	20th	25th	30th	35th	40th	45th	50th	55th	60th	65th	70th	75th	80th	85th	90th	95th
Reno	3	\$1.15	\$1.15	\$1.18	\$1.20	\$1.66	\$2.12	\$2.13	\$2.14	\$2.32	\$2.50	\$2.55	\$2.60	\$2.64	\$2.69	\$2.69	\$2.69	\$2.69	\$2.69	\$2.90
Rice	3	\$1.27	\$1.38	\$1.50	\$1.62	\$1.73	\$1.85	\$1.96	\$2.06	\$2.16	\$2.26	\$2.36	\$2.46	\$2.56	\$2.61	\$2.62	\$2.63	\$2.65	\$2.66	\$2.68
Rooks	3	\$1.83	\$1.83	\$1.83	\$1.83	\$1.83	\$1.83	\$1.83	\$1.83	\$1.83	\$1.83	\$1.83	\$1.83	\$1.83	\$1.83	\$1.83	\$1.83	\$1.83	\$1.83	\$1.83
Russell	3	\$1.89	\$1.89	\$1.89	\$1.89	\$1.89	\$1.89	\$1.89	\$1.89	\$1.89	\$1.89	\$1.89	\$1.89	\$1.89	\$1.89	\$1.89	\$1.89	\$1.89	\$1.89	\$1.89
Saline	3	\$0.73	\$0.73	\$0.73	\$0.73	\$1.63	\$1.92	\$2.02	\$2.31	\$2.38	\$2.50	\$2.62	\$2.69	\$2.76	\$2.84	\$2.88	\$2.88	\$2.88	\$2.88	\$2.93
Smith	3	\$2.16	\$2.16	\$2.16	\$2.16	\$2.16	\$2.16	\$2.16	\$2.16	\$2.16	\$2.16	\$2.16	\$2.16	\$2.16	\$2.16	\$2.16	\$2.16	\$2.16	\$2.16	\$2.16
Stevens	3	\$2.31	\$2.31	\$2.31	\$2.31	\$2.31	\$2.31	\$2.31	\$2.31	\$2.31	\$2.31	\$2.31	\$2.31	\$2.31	\$2.31	\$2.31	\$2.31	\$2.31	\$2.31	\$2.31
Sumner	3	\$1.56	\$1.67	\$1.79	\$1.90	\$2.02	\$2.13	\$2.25	\$2.37	\$2.48	\$2.60	\$2.60	\$2.60	\$2.60	\$2.60	\$2.60	\$2.60	\$2.60	\$2.60	\$2.60
Thomas	3	\$2.50	\$2.50	\$2.50	\$2.50	\$2.50	\$2.50	\$2.50	\$2.50	\$2.50	\$2.50	\$2.50	\$2.50	\$2.50	\$2.50	\$2.50	\$2.50	\$2.50	\$2.50	\$2.50
Trego	3	\$2.51	\$2.53	\$2.54	\$2.55	\$2.56	\$2.58	\$2.59	\$2.60	\$2.61	\$2.63	\$2.64	\$2.65	\$2.66	\$2.68	\$2.69	\$2.70	\$2.71	\$2.73	\$2.74
Wabaunsee	3	\$2.56	\$2.58	\$2.60	\$2.62	\$2.63	\$2.65	\$2.67	\$2.68	\$2.70	\$2.72	\$2.73	\$2.75	\$2.77	\$2.78	\$2.80	\$2.82	\$2.83	\$2.85	\$2.87
Wichita	3	\$3.08	\$3.08	\$3.08	\$3.08	\$3.08	\$3.08	\$3.08	\$3.08	\$3.08	\$3.08	\$3.08	\$3.08	\$3.08	\$3.08	\$3.08	\$3.08	\$3.08	\$3.08	\$3.08
Wilson	3	\$2.21	\$2.21	\$2.21	\$2.21	\$2.21	\$2.21	\$2.21	\$2.21	\$2.21	\$2.21	\$2.21	\$2.21	\$2.21	\$2.21	\$2.21	\$2.21	\$2.21	\$2.21	\$2.21

Table 25: Full-Time Hourly Market Rate Percentiles for Licensed Homes by County and Cost Area (0-17 Months)

County	Cost Area	5th	10th	15th	20th	25th	30th	35th	40th	45th	50th	55th	60th	65th	70th	75th	80th	85th	90th	95th
Johnson	1	\$3.15	\$3.37	\$3.46	\$3.56	\$3.65	\$3.83	\$3.85	\$3.85	\$3.85	\$4.04	\$4.13	\$4.23	\$4.33	\$4.33	\$4.52	\$4.81	\$4.81	\$4.88	\$5.69
Butler	2	\$2.40	\$2.40	\$2.60	\$2.69	\$2.88	\$2.88	\$2.88	\$2.88	\$2.89	\$3.08	\$3.36	\$3.37	\$3.37	\$3.39	\$3.53	\$3.62	\$3.85	\$4.15	\$4.59
Douglas	2	\$2.60	\$2.88	\$2.88	\$2.88	\$3.08	\$3.08	\$3.27	\$3.37	\$3.37	\$3.46	\$3.46	\$3.56	\$3.65	\$3.85	\$3.85	\$4.04	\$4.33	\$4.81	\$4.90
Ellis	2	\$2.40	\$2.50	\$2.60	\$2.61	\$2.69	\$2.74	\$2.79	\$2.88	\$2.88	\$2.88	\$2.88	\$2.94	\$3.08	\$3.17	\$3.25	\$3.27	\$3.37	\$3.40	\$3.60
Geary	2	\$2.80	\$2.90	\$2.99	\$3.03	\$3.08	\$3.13	\$3.17	\$3.25	\$3.27	\$3.27	\$3.46	\$3.46	\$3.49	\$3.56	\$3.61	\$3.65	\$4.12	\$4.40	\$4.77
Harvey	2	\$2.02	\$2.40	\$2.46	\$2.81	\$2.88	\$2.91	\$3.03	\$3.25	\$3.37	\$3.37	\$3.37	\$3.40	\$3.46	\$3.54	\$3.56	\$3.62	\$3.85	\$3.85	\$3.85
Jefferson	2	\$2.40	\$2.42	\$2.61	\$2.71	\$2.81	\$2.88	\$2.88	\$2.96	\$3.08	\$3.13	\$3.28	\$3.37	\$3.49	\$3.56	\$3.56	\$3.63	\$3.82	\$3.85	\$3.94
Leavenworth	2	\$2.40	\$2.75	\$2.88	\$2.88	\$2.88	\$2.88	\$2.88	\$2.88	\$2.88	\$2.88	\$3.15	\$3.37	\$3.48	\$3.85	\$3.85	\$3.85	\$4.15	\$4.33	\$4.38
Miami	2	\$2.40	\$2.40	\$2.43	\$2.73	\$2.88	\$2.88	\$2.88	\$2.88	\$3.02	\$3.13	\$3.23	\$3.37	\$3.43	\$3.53	\$3.77	\$3.85	\$4.01	\$4.33	\$4.81
Pottawatomie	2	\$2.40	\$2.56	\$2.66	\$2.69	\$2.79	\$2.88	\$2.88	\$2.98	\$3.01	\$3.08	\$3.08	\$3.37	\$3.37	\$3.37	\$3.37	\$3.49	\$3.60	\$4.14	\$4.14
Riley	2	\$2.10	\$2.88	\$3.08	\$3.17	\$3.22	\$3.37	\$3.37	\$3.46	\$3.56	\$3.56	\$3.65	\$3.85	\$3.85	\$4.00	\$4.23	\$4.33	\$4.33	\$4.44	\$4.81
Rush	2	\$2.42	\$2.44	\$2.46	\$2.48	\$2.50	\$2.58	\$2.65	\$2.73	\$2.81	\$2.88	\$2.91	\$2.93	\$2.95	\$2.98	\$3.00	\$3.05	\$3.10	\$3.15	\$3.20
Scott	2	\$2.40	\$2.40	\$2.40	\$2.61	\$2.78	\$2.87	\$2.88	\$2.88	\$2.88	\$2.88	\$2.90	\$2.98	\$3.00	\$3.00	\$3.00	\$3.03	\$3.08	\$3.14	\$3.24
Sedgwick	2	\$2.40	\$2.40	\$2.60	\$2.79	\$2.88	\$2.88	\$3.08	\$3.17	\$3.27	\$3.37	\$3.37	\$3.46	\$3.56	\$3.65	\$3.85	\$3.85	\$3.85	\$4.06	\$4.81
Seward	2	\$2.60	\$2.69	\$2.79	\$2.88	\$2.88	\$2.88	\$3.08	\$3.27	\$3.32	\$3.37	\$3.37	\$3.37	\$3.37	\$3.37	\$3.41	\$3.46	\$3.65	\$3.85	\$4.09
Shawnee	2	\$2.37	\$2.55	\$2.72	\$2.88	\$2.88	\$2.88	\$3.00	\$3.27	\$3.34	\$3.37	\$3.37	\$3.37	\$3.46	\$3.56	\$3.85	\$3.85	\$3.85	\$4.23	\$4.33
Wyandotte	2	\$2.50	\$2.69	\$2.79	\$2.88	\$2.88	\$2.88	\$2.88	\$3.00	\$3.08	\$3.08	\$3.27	\$3.37	\$3.37	\$3.65	\$3.75	\$3.85	\$4.13	\$4.33	\$4.81
Allen	3	\$1.90	\$2.00	\$2.09	\$2.23	\$2.36	\$2.40	\$2.40	\$2.40	\$2.40	\$2.40	\$2.40	\$2.40	\$2.40	\$2.46	\$2.50	\$2.50	\$2.50	\$2.58	\$2.92
Anderson	3	\$2.13	\$2.32	\$2.37	\$2.40	\$2.40	\$2.43	\$2.49	\$2.54	\$2.59	\$2.60	\$2.60	\$2.69	\$2.77	\$2.84	\$2.96	\$3.12	\$3.24	\$3.35	\$3.80
Atchison	3	\$1.92	\$1.92	\$1.93	\$1.95	\$1.98	\$2.01	\$2.05	\$2.09	\$2.13	\$2.17	\$2.20	\$2.26	\$2.32	\$2.39	\$2.43	\$2.46	\$2.50	\$2.58	\$2.66
Barber	3	\$2.07	\$2.21	\$2.36	\$2.40	\$2.40	\$2.40	\$2.42	\$2.48	\$2.54	\$2.60	\$2.60	\$2.60	\$2.60	\$2.63	\$2.67	\$2.71	\$2.76	\$2.84	\$2.91
Barton	3	\$2.26	\$2.32	\$2.40	\$2.40	\$2.40	\$2.46	\$2.50	\$2.60	\$2.60	\$2.69	\$2.70	\$2.79	\$2.88	\$2.88	\$2.88	\$2.88	\$2.88	\$2.89	\$3.15
Bourbon	3	\$1.98	\$2.02	\$2.02	\$2.06	\$2.12	\$2.12	\$2.15	\$2.27	\$2.31	\$2.31	\$2.37	\$2.40	\$2.40	\$2.56	\$2.79	\$2.80	\$2.82	\$2.87	\$3.27
Brown	3	\$1.92	\$1.92	\$2.03	\$2.23	\$2.40	\$2.40	\$2.40	\$2.48	\$2.56	\$2.63	\$2.67	\$2.69	\$2.69	\$2.69	\$2.84	\$2.88	\$2.97	\$3.08	\$3.14
Chase	3	\$2.42	\$2.44	\$2.46	\$2.48	\$2.50	\$2.50	\$2.50	\$2.50	\$2.50	\$2.50	\$2.52	\$2.54	\$2.56	\$2.58	\$2.60	\$2.60	\$2.60	\$2.60	\$2.60
Chautauqua	3	\$1.47	\$1.49	\$1.51	\$1.54	\$1.56	\$1.59	\$1.61	\$1.63	\$1.66	\$1.68	\$1.71	\$1.73	\$1.75	\$1.78	\$1.80	\$1.83	\$1.85	\$1.87	\$1.90
Cherokee	3	\$1.92	\$2.02	\$2.40	\$2.40	\$2.40	\$2.40	\$2.40	\$2.69	\$2.88	\$2.88	\$2.88	\$2.88	\$2.88	\$2.88	\$2.88	\$2.88	\$3.27	\$3.37	\$3.37

County	Cost Area	5th	10th	15th	20th	25th	30th	35th	40th	45th	50th	55th	60th	65th	70th	75th	80th	85th	90th	95th
Cheyenne	3	\$2.40	\$2.40	\$2.40	\$2.40	\$2.40	\$2.47	\$2.54	\$2.61	\$2.68	\$2.75	\$2.75	\$2.75	\$2.75	\$2.75	\$2.75	\$2.80	\$2.85	\$2.90	\$2.95
Clark	3	\$2.50	\$2.51	\$2.51	\$2.52	\$2.52	\$2.53	\$2.53	\$2.54	\$2.54	\$2.55	\$2.55	\$2.56	\$2.56	\$2.57	\$2.57	\$2.58	\$2.58	\$2.59	\$2.59
Clay	3	\$2.32	\$2.40	\$2.40	\$2.40	\$2.40	\$2.40	\$2.50	\$2.50	\$2.50	\$2.55	\$2.60	\$2.60	\$2.60	\$2.61	\$2.69	\$2.69	\$2.80	\$2.88	\$2.88
Cloud	3	\$1.96	\$2.21	\$2.28	\$2.31	\$2.31	\$2.35	\$2.40	\$2.40	\$2.40	\$2.40	\$2.47	\$2.50	\$2.50	\$2.51	\$2.60	\$2.60	\$3.02	\$3.37	\$3.77
Coffey	3	\$2.19	\$2.45	\$2.72	\$2.88	\$2.88	\$2.88	\$2.88	\$2.88	\$2.88	\$2.88	\$2.88	\$2.88	\$2.96	\$3.22	\$3.37	\$3.37	\$3.37	\$3.37	\$4.01
Comanche	3	\$2.40	\$2.40	\$2.40	\$2.40	\$2.40	\$2.40	\$2.40	\$2.40	\$2.40	\$2.40	\$2.40	\$2.40	\$2.40	\$2.40	\$2.40	\$2.40	\$2.40	\$2.40	\$2.40
Cowley	3	\$1.92	\$1.92	\$2.40	\$2.40	\$2.40	\$2.40	\$2.50	\$2.56	\$2.69	\$2.79	\$2.88	\$2.88	\$2.88	\$2.88	\$3.06	\$3.29	\$3.37	\$3.41	\$3.85
Crawford	3	\$1.73	\$1.92	\$2.12	\$2.17	\$2.31	\$2.31	\$2.31	\$2.31	\$2.31	\$2.40	\$2.41	\$2.52	\$2.60	\$2.69	\$2.69	\$2.85	\$2.88	\$2.88	\$3.33
Decatur	3	\$2.06	\$2.12	\$2.18	\$2.25	\$2.31	\$2.31	\$2.31	\$2.31	\$2.31	\$2.31	\$2.37	\$2.42	\$2.48	\$2.54	\$2.60	\$2.62	\$2.63	\$2.65	\$2.67
Dickinson	3	\$2.31	\$2.31	\$2.31	\$2.37	\$2.40	\$2.40	\$2.40	\$2.40	\$2.50	\$2.69	\$2.75	\$2.87	\$2.88	\$2.88	\$2.98	\$3.31	\$3.37	\$3.43	\$3.79
Doniphan	3	\$1.74	\$1.84	\$1.92	\$1.92	\$1.92	\$1.92	\$1.92	\$1.92	\$2.00	\$2.16	\$2.33	\$2.41	\$2.43	\$2.44	\$2.48	\$2.53	\$2.59	\$3.12	\$3.72
Edwards	3	\$2.52	\$2.64	\$2.76	\$2.88	\$2.88	\$2.88	\$2.88	\$2.88	\$2.88	\$2.88	\$2.88	\$2.88	\$2.88	\$2.88	\$2.88	\$2.88	\$2.93	\$2.98	\$3.03
Elk	3	\$1.92	\$1.92	\$1.92	\$1.92	\$1.92	\$1.92	\$1.92	\$1.92	\$1.92	\$1.92	\$1.92	\$1.92	\$1.92	\$1.92	\$1.92	\$1.92	\$1.92	\$1.92	\$1.92
Ellsworth	3	\$2.05	\$2.18	\$2.25	\$2.29	\$2.33	\$2.38	\$2.40	\$2.40	\$2.41	\$2.45	\$2.50	\$2.54	\$2.58	\$2.68	\$2.81	\$2.88	\$2.88	\$2.90	\$2.95
Finney	3	\$1.92	\$2.25	\$2.38	\$2.40	\$2.45	\$2.50	\$2.50	\$2.52	\$2.60	\$2.60	\$2.68	\$2.69	\$2.86	\$2.88	\$2.88	\$3.08	\$3.08	\$3.17	\$3.18
Ford	3	\$1.92	\$1.92	\$2.10	\$2.23	\$2.31	\$2.38	\$2.40	\$2.40	\$2.40	\$2.69	\$2.72	\$2.85	\$2.88	\$2.88	\$2.88	\$2.96	\$3.17	\$3.21	\$3.40
Franklin	3	\$2.42	\$2.56	\$2.69	\$2.69	\$2.69	\$2.87	\$2.88	\$2.88	\$2.92	\$2.98	\$2.99	\$3.06	\$3.08	\$3.09	\$3.17	\$3.21	\$3.32	\$3.37	\$3.45
Gove	3	\$1.63	\$1.75	\$1.88	\$1.94	\$1.97	\$2.00	\$2.02	\$2.02	\$2.02	\$2.02	\$2.13	\$2.25	\$2.37	\$2.42	\$2.45	\$2.48	\$2.54	\$2.65	\$2.77
Graham	3	\$1.80	\$1.87	\$1.92	\$1.92	\$1.92	\$1.92	\$1.92	\$1.92	\$1.93	\$1.96	\$1.99	\$2.14	\$2.38	\$2.62	\$2.74	\$2.81	\$2.88	\$2.88	\$2.88
Grant	3	\$2.06	\$2.12	\$2.12	\$2.12	\$2.12	\$2.12	\$2.12	\$2.12	\$2.12	\$2.16	\$2.22	\$2.33	\$2.40	\$2.40	\$2.40	\$2.40	\$2.40	\$2.40	\$2.56
Gray	3	\$2.03	\$2.07	\$2.10	\$2.19	\$2.31	\$2.42	\$2.50	\$2.50	\$2.50	\$2.50	\$2.62	\$2.73	\$2.85	\$2.88	\$2.88	\$2.88	\$2.94	\$3.12	\$3.29
Greeley	3	\$3.27	\$3.28	\$3.30	\$3.32	\$3.34	\$3.35	\$3.37	\$3.37	\$3.37	\$3.37	\$3.37	\$3.37	\$3.37	\$3.37	\$3.37	\$3.37	\$3.37	\$3.37	\$3.37
Greenwood	3	\$2.22	\$2.32	\$2.40	\$2.40	\$2.40	\$2.40	\$2.40	\$2.40	\$2.42	\$2.45	\$2.49	\$2.50	\$2.50	\$2.50	\$2.50	\$2.50	\$2.50	\$2.62	\$2.75
Hamilton	3	\$2.40	\$2.40	\$2.40	\$2.40	\$2.40	\$2.40	\$2.40	\$2.40	\$2.40	\$2.40	\$2.40	\$2.40	\$2.40	\$2.40	\$2.40	\$2.40	\$2.40	\$2.40	\$2.40
Harper	3	\$2.34	\$2.38	\$2.41	\$2.44	\$2.48	\$2.52	\$2.60	\$2.68	\$2.74	\$2.76	\$2.78	\$2.85	\$2.97	\$3.08	\$3.12	\$3.12	\$3.12	\$3.12	\$3.12
Haskell	3	\$1.95	\$1.97	\$2.00	\$2.02	\$2.04	\$2.07	\$2.09	\$2.12	\$2.14	\$2.16	\$2.19	\$2.21	\$2.24	\$2.26	\$2.28	\$2.31	\$2.33	\$2.36	\$2.38
Hodgeman	3	\$2.69	\$2.69	\$2.69	\$2.69	\$2.69	\$2.69	\$2.69	\$2.69	\$2.69	\$2.69	\$2.69	\$2.69	\$2.69	\$2.69	\$2.69	\$2.69	\$2.69	\$2.69	\$2.69
Jackson	3	\$2.60	\$2.77	\$2.88	\$2.88	\$2.88	\$2.88	\$2.89	\$2.98	\$3.12	\$3.17	\$3.37	\$3.37	\$3.37	\$3.44	\$3.80	\$3.85	\$3.85	\$4.04	\$4.66
Jewell	3	\$1.93	\$1.95	\$1.96	\$1.97	\$1.98	\$1.99	\$2.00	\$2.00	\$2.00	\$2.00	\$2.00	\$2.00	\$2.00	\$2.01	\$2.03	\$2.05	\$2.06	\$2.08	\$2.10

County	Cost Area	5th	10th	15th	20th	25th	30th	35th	40th	45th	50th	55th	60th	65th	70th	75th	80th	85th	90th	95th
Kearny	3	\$1.92	\$1.97	\$2.24	\$2.40	\$2.40	\$2.40	\$2.40	\$2.40	\$2.40	\$2.45	\$2.50	\$2.50	\$2.50	\$2.50	\$2.55	\$2.65	\$2.76	\$2.87	\$2.88
Kingman	3	\$2.53	\$2.66	\$2.69	\$2.69	\$2.72	\$2.76	\$2.80	\$2.85	\$2.88	\$2.88	\$2.88	\$2.92	\$2.97	\$3.03	\$3.10	\$3.26	\$3.53	\$3.76	\$3.80
Kiowa	3	\$2.50	\$2.50	\$2.50	\$2.50	\$2.50	\$2.50	\$2.52	\$2.58	\$2.63	\$2.69	\$2.75	\$2.81	\$2.87	\$2.88	\$2.88	\$2.88	\$2.88	\$2.88	\$2.88
Labette	3	\$2.31	\$2.31	\$2.40	\$2.40	\$2.40	\$2.40	\$2.50	\$2.50	\$2.50	\$2.60	\$2.69	\$2.69	\$2.78	\$2.81	\$2.88	\$2.88	\$2.88	\$2.98	\$3.08
Lane	3	\$2.51	\$2.52	\$2.53	\$2.54	\$2.55	\$2.56	\$2.57	\$2.58	\$2.59	\$2.60	\$2.64	\$2.68	\$2.72	\$2.76	\$2.80	\$2.84	\$2.88	\$2.92	\$2.96
Lincoln	3	\$2.40	\$2.40	\$2.40	\$2.40	\$2.40	\$2.40	\$2.40	\$2.40	\$2.40	\$2.40	\$2.40	\$2.40	\$2.40	\$2.52	\$2.69	\$2.87	\$3.04	\$3.21	\$3.38
Linn	3	\$2.40	\$2.40	\$2.44	\$2.48	\$2.52	\$2.57	\$2.61	\$2.65	\$2.69	\$2.69	\$2.69	\$2.69	\$2.69	\$2.75	\$2.84	\$2.88	\$2.88	\$2.88	\$2.88
Logan	3	\$2.20	\$2.40	\$2.45	\$2.50	\$2.60	\$2.69	\$2.69	\$2.69	\$2.69	\$2.69	\$2.79	\$2.88	\$2.88	\$2.88	\$2.88	\$2.88	\$3.03	\$3.17	\$3.27
Lyon	3	\$2.40	\$2.40	\$2.50	\$2.50	\$2.60	\$2.69	\$2.69	\$2.79	\$2.88	\$2.88	\$2.88	\$2.88	\$2.88	\$2.88	\$2.88	\$2.88	\$3.17	\$3.37	\$3.85
Marion	3	\$1.92	\$2.11	\$2.29	\$2.33	\$2.36	\$2.40	\$2.40	\$2.40	\$2.40	\$2.45	\$2.51	\$2.58	\$2.60	\$2.61	\$2.67	\$2.72	\$2.76	\$2.84	\$2.88
Marshall	3	\$1.90	\$1.92	\$1.92	\$1.92	\$1.97	\$2.13	\$2.25	\$2.38	\$2.40	\$2.40	\$2.40	\$2.40	\$2.41	\$2.50	\$2.60	\$2.60	\$2.60	\$2.72	\$2.88
McPherson	3	\$2.11	\$2.29	\$2.31	\$2.38	\$2.40	\$2.40	\$2.40	\$2.58	\$2.69	\$2.69	\$2.69	\$2.77	\$2.88	\$2.97	\$3.22	\$3.40	\$3.59	\$3.75	\$3.76
Meade	3	\$1.92	\$1.92	\$1.92	\$1.92	\$2.07	\$2.21	\$2.36	\$2.50	\$2.55	\$2.60	\$2.64	\$2.69	\$2.74	\$2.79	\$2.84	\$2.88	\$2.88	\$2.88	\$2.88
Mitchell	3	\$2.12	\$2.12	\$2.15	\$2.23	\$2.31	\$2.31	\$2.31	\$2.40	\$2.57	\$2.75	\$2.80	\$2.86	\$2.88	\$2.88	\$2.88	\$2.93	\$2.98	\$3.00	\$3.00
Montgomery	3	\$1.92	\$1.95	\$2.31	\$2.31	\$2.31	\$2.40	\$2.40	\$2.46	\$2.53	\$2.60	\$2.66	\$2.77	\$2.88	\$2.88	\$2.88	\$2.88	\$2.88	\$2.99	\$3.60
Morris	3	\$1.97	\$2.02	\$2.07	\$2.12	\$2.14	\$2.16	\$2.19	\$2.21	\$2.26	\$2.31	\$2.36	\$2.40	\$2.40	\$2.40	\$2.40	\$2.40	\$2.52	\$2.65	\$2.77
Morton	3	\$2.40	\$2.40	\$2.40	\$2.40	\$2.40	\$2.40	\$2.40	\$2.40	\$2.40	\$2.40	\$2.43	\$2.46	\$2.49	\$2.52	\$2.55	\$2.58	\$2.61	\$2.63	\$2.66
Nemaha	3	\$2.14	\$2.31	\$2.31	\$2.37	\$2.40	\$2.40	\$2.51	\$2.69	\$2.69	\$2.69	\$2.75	\$2.87	\$2.88	\$2.88	\$2.93	\$3.12	\$3.17	\$3.17	\$3.25
Neosho	3	\$1.47	\$1.53	\$1.73	\$1.73	\$1.78	\$1.92	\$1.95	\$2.12	\$2.13	\$2.31	\$2.31	\$2.40	\$2.40	\$2.40	\$2.40	\$2.40	\$2.40	\$2.71	\$2.88
Ness	3	\$2.30	\$2.36	\$2.41	\$2.44	\$2.48	\$2.52	\$2.59	\$2.65	\$2.69	\$2.69	\$2.69	\$2.69	\$2.69	\$2.69	\$2.69	\$2.69	\$2.69	\$2.72	\$2.75
Norton	3	\$2.33	\$2.40	\$2.40	\$2.40	\$2.40	\$2.40	\$2.45	\$2.50	\$2.55	\$2.60	\$2.69	\$2.79	\$2.84	\$2.88	\$2.88	\$2.88	\$2.88	\$2.88	\$2.88
Osage	3	\$1.92	\$1.95	\$2.06	\$2.12	\$2.19	\$2.30	\$2.31	\$2.31	\$2.34	\$2.40	\$2.40	\$2.40	\$2.40	\$2.51	\$2.65	\$2.77	\$2.88	\$3.22	\$3.37
Osborne	3	\$1.95	\$1.98	\$2.01	\$2.10	\$2.19	\$2.27	\$2.32	\$2.37	\$2.42	\$2.45	\$2.49	\$2.50	\$2.50	\$2.50	\$2.52	\$2.56	\$2.59	\$2.64	\$2.70
Ottawa	3	\$2.12	\$2.29	\$2.40	\$2.40	\$2.40	\$2.40	\$2.46	\$2.50	\$2.52	\$2.60	\$2.67	\$2.69	\$2.69	\$2.73	\$2.88	\$2.88	\$2.88	\$3.08	\$3.46
Pawnee	3	\$1.92	\$1.92	\$1.99	\$2.08	\$2.14	\$2.18	\$2.24	\$2.33	\$2.40	\$2.40	\$2.40	\$2.44	\$2.49	\$2.50	\$2.50	\$2.56	\$2.69	\$2.81	\$2.90
Phillips	3	\$1.54	\$1.90	\$1.92	\$1.92	\$1.92	\$1.92	\$2.00	\$2.23	\$2.35	\$2.40	\$2.40	\$2.40	\$2.40	\$2.40	\$2.40	\$2.46	\$2.52	\$2.58	\$2.60
Pratt	3	\$1.97	\$2.04	\$2.26	\$2.46	\$2.62	\$2.69	\$2.69	\$2.73	\$2.78	\$2.84	\$2.89	\$2.95	\$3.00	\$3.02	\$3.06	\$3.14	\$3.17	\$3.17	\$3.43
Rawlins	3	\$2.50	\$2.60	\$2.69	\$2.79	\$2.88	\$2.88	\$2.88	\$2.88	\$2.88	\$2.88	\$2.88	\$2.88	\$2.88	\$2.88	\$2.88	\$2.88	\$2.88	\$2.88	\$2.88
Reno	3	\$2.05	\$2.31	\$2.40	\$2.40	\$2.50	\$2.50	\$2.60	\$2.66	\$2.69	\$2.78	\$2.88	\$2.88	\$2.88	\$2.88	\$3.15	\$3.27	\$3.37	\$3.43	\$3.50

County	Cost Area	5th	10th	15th	20th	25th	30th	35th	40th	45th	50th	55th	60th	65th	70th	75th	80th	85th	90th	95th
Republic	3	\$1.87	\$1.98	\$2.00	\$2.07	\$2.20	\$2.31	\$2.31	\$2.46	\$2.56	\$2.60	\$2.62	\$2.67	\$2.70	\$2.74	\$2.75	\$2.90	\$3.00	\$3.03	\$3.17
Rice	3	\$1.97	\$2.01	\$2.05	\$2.10	\$2.14	\$2.18	\$2.22	\$2.25	\$2.28	\$2.31	\$2.34	\$2.37	\$2.39	\$2.42	\$2.45	\$2.48	\$2.51	\$2.54	\$2.57
Rooks	3	\$2.22	\$2.32	\$2.37	\$2.40	\$2.40	\$2.40	\$2.40	\$2.44	\$2.50	\$2.50	\$2.51	\$2.59	\$2.66	\$2.70	\$2.77	\$2.85	\$2.93	\$2.99	\$3.11
Russell	3	\$2.08	\$2.18	\$2.23	\$2.28	\$2.40	\$2.40	\$2.58	\$2.72	\$2.76	\$2.79	\$2.79	\$2.79	\$2.79	\$2.81	\$2.88	\$3.12	\$3.23	\$3.27	\$3.38
Saline	3	\$2.40	\$2.43	\$2.59	\$2.65	\$2.69	\$2.88	\$2.88	\$2.88	\$2.88	\$3.08	\$3.08	\$3.08	\$3.17	\$3.37	\$3.37	\$3.37	\$3.46	\$3.77	\$3.85
Sheridan	3	\$2.44	\$2.47	\$2.50	\$2.50	\$2.50	\$2.52	\$2.59	\$2.65	\$2.72	\$2.79	\$2.86	\$2.88	\$2.88	\$2.88	\$2.88	\$2.88	\$2.88	\$3.00	\$3.13
Sherman	3	\$1.96	\$2.00	\$2.06	\$2.12	\$2.21	\$2.31	\$2.36	\$2.40	\$2.40	\$2.40	\$2.40	\$2.40	\$2.45	\$2.50	\$2.50	\$2.50	\$2.55	\$2.60	\$2.74
Smith	3	\$2.02	\$2.12	\$2.21	\$2.31	\$2.33	\$2.36	\$2.38	\$2.40	\$2.40	\$2.40	\$2.40	\$2.40	\$2.43	\$2.45	\$2.48	\$2.50	\$2.52	\$2.55	\$2.57
Stafford	3	\$2.20	\$2.33	\$2.46	\$2.52	\$2.55	\$2.58	\$2.60	\$2.61	\$2.61	\$2.62	\$2.70	\$2.78	\$2.86	\$2.94	\$3.03	\$3.12	\$3.19	\$3.25	\$3.31
Stanton	3	\$1.80	\$1.87	\$1.93	\$2.00	\$2.07	\$2.13	\$2.20	\$2.27	\$2.34	\$2.40	\$2.40	\$2.40	\$2.40	\$2.40	\$2.40	\$2.40	\$2.40	\$2.40	\$2.40
Stevens	3	\$2.04	\$2.08	\$2.12	\$2.16	\$2.20	\$2.24	\$2.28	\$2.32	\$2.36	\$2.40	\$2.45	\$2.50	\$2.55	\$2.60	\$2.64	\$2.69	\$2.74	\$2.79	\$2.84
Sumner	3	\$2.05	\$2.21	\$2.25	\$2.31	\$2.31	\$2.38	\$2.40	\$2.40	\$2.40	\$2.45	\$2.50	\$2.63	\$2.69	\$2.75	\$2.88	\$2.88	\$3.01	\$3.38	\$4.05
Thomas	3	\$2.27	\$2.38	\$2.40	\$2.40	\$2.40	\$2.40	\$2.40	\$2.40	\$2.41	\$2.50	\$2.67	\$2.69	\$2.69	\$2.73	\$2.82	\$2.88	\$2.91	\$2.98	\$3.02
Trego	3	\$3.00	\$3.00	\$3.00	\$3.00	\$3.00	\$3.00	\$3.00	\$3.00	\$3.00	\$3.00	\$3.00	\$3.00	\$3.00	\$3.00	\$3.00	\$3.00	\$3.00	\$3.00	\$3.00
Wabaunsee	3	\$2.08	\$2.23	\$2.38	\$2.54	\$2.69	\$2.73	\$2.77	\$2.81	\$2.85	\$2.88	\$2.96	\$3.04	\$3.12	\$3.19	\$3.27	\$3.38	\$3.50	\$3.62	\$3.73
Wallace	3	\$2.68	\$2.70	\$2.72	\$2.73	\$2.75	\$2.77	\$2.78	\$2.80	\$2.82	\$2.83	\$2.85	\$2.87	\$2.88	\$2.90	\$2.92	\$2.93	\$2.95	\$2.97	\$2.98
Washington	3	\$1.92	\$1.92	\$1.92	\$1.92	\$2.12	\$2.21	\$2.40	\$2.40	\$2.40	\$2.40	\$2.50	\$2.50	\$2.50	\$2.60	\$2.69	\$2.88	\$2.88	\$2.88	\$2.88
Wilson	3	\$1.77	\$1.82	\$1.86	\$1.90	\$2.02	\$2.19	\$2.32	\$2.37	\$2.40	\$2.40	\$2.40	\$2.40	\$2.40	\$2.40	\$2.40	\$2.40	\$2.40	\$2.43	\$2.56
Woodson	3	\$2.40	\$2.40	\$2.40	\$2.40	\$2.40	\$2.42	\$2.44	\$2.46	\$2.48	\$2.50	\$2.63	\$2.77	\$2.90	\$3.04	\$3.17	\$3.24	\$3.30	\$3.37	\$3.43

Table 26: Full-Time Hourly Market Rate Percentiles for Licensed Homes by County and Cost Area (18-35 Months)

County	Cost Area	5th	10th	15th	20th	25th	30th	35th	40th	45th	50th	55th	60th	65th	70th	75th	80th	85th	90th	95th
Johnson	1	\$2.88	\$3.08	\$3.27	\$3.37	\$3.37	\$3.46	\$3.56	\$3.60	\$3.75	\$3.85	\$3.85	\$3.85	\$4.01	\$4.13	\$4.33	\$4.33	\$4.81	\$4.81	\$5.10
Butler	2	\$2.31	\$2.40	\$2.40	\$2.40	\$2.40	\$2.50	\$2.65	\$2.88	\$2.88	\$2.88	\$2.88	\$2.95	\$3.08	\$3.37	\$3.37	\$3.44	\$3.56	\$3.85	\$4.02
Douglas	2	\$2.40	\$2.57	\$2.70	\$2.88	\$2.88	\$2.88	\$2.93	\$3.08	\$3.27	\$3.37	\$3.37	\$3.37	\$3.46	\$3.56	\$3.80	\$3.85	\$3.85	\$4.33	\$4.81
Ellis	2	\$2.40	\$2.40	\$2.46	\$2.50	\$2.60	\$2.60	\$2.60	\$2.69	\$2.69	\$2.77	\$2.88	\$2.88	\$2.88	\$2.97	\$3.08	\$3.13	\$3.21	\$3.37	\$3.46
Geary	2	\$2.43	\$2.56	\$2.68	\$2.71	\$2.84	\$2.88	\$2.88	\$2.88	\$3.02	\$3.08	\$3.08	\$3.08	\$3.16	\$3.17	\$3.17	\$3.25	\$3.37	\$3.44	\$3.89
Harvey	2	\$1.99	\$2.18	\$2.40	\$2.40	\$2.40	\$2.41	\$2.59	\$2.85	\$2.88	\$2.88	\$2.88	\$2.88	\$2.94	\$2.98	\$3.04	\$3.29	\$3.55	\$3.56	\$3.75
Jefferson	2	\$2.23	\$2.40	\$2.46	\$2.60	\$2.60	\$2.60	\$2.60	\$2.67	\$2.78	\$2.88	\$2.88	\$2.88	\$2.97	\$3.17	\$3.27	\$3.37	\$3.37	\$3.52	\$3.82
Leavenworth	2	\$2.40	\$2.40	\$2.40	\$2.60	\$2.69	\$2.69	\$2.69	\$2.69	\$2.79	\$2.88	\$2.88	\$2.88	\$2.88	\$2.88	\$3.08	\$3.17	\$3.37	\$3.46	\$3.85
Miami	2	\$2.40	\$2.40	\$2.40	\$2.40	\$2.50	\$2.69	\$2.88	\$2.88	\$2.88	\$2.88	\$3.08	\$3.17	\$3.30	\$3.37	\$3.37	\$3.46	\$3.85	\$3.85	\$3.85
Pottawatomie	2	\$2.40	\$2.40	\$2.40	\$2.44	\$2.55	\$2.60	\$2.66	\$2.69	\$2.87	\$2.88	\$2.88	\$2.88	\$2.92	\$3.12	\$3.22	\$3.37	\$3.37	\$3.37	\$3.45
Riley	2	\$2.10	\$2.69	\$2.88	\$2.88	\$2.93	\$3.08	\$3.17	\$3.17	\$3.37	\$3.37	\$3.37	\$3.37	\$3.46	\$3.56	\$3.61	\$3.73	\$3.85	\$3.85	\$4.08
Rush	2	\$2.40	\$2.40	\$2.40	\$2.40	\$2.40	\$2.42	\$2.44	\$2.46	\$2.48	\$2.50	\$2.60	\$2.70	\$2.80	\$2.90	\$3.00	\$3.05	\$3.10	\$3.15	\$3.20
Scott	2	\$2.24	\$2.40	\$2.40	\$2.40	\$2.40	\$2.40	\$2.40	\$2.44	\$2.57	\$2.67	\$2.75	\$2.75	\$2.75	\$2.76	\$2.85	\$2.88	\$2.88	\$2.88	\$2.93
Sedgwick	2	\$2.25	\$2.40	\$2.40	\$2.50	\$2.60	\$2.79	\$2.88	\$2.88	\$2.88	\$2.98	\$3.08	\$3.17	\$3.35	\$3.37	\$3.37	\$3.46	\$3.65	\$3.85	\$3.99
Seward	2	\$2.26	\$2.40	\$2.45	\$2.50	\$2.69	\$2.88	\$2.88	\$2.88	\$2.88	\$2.88	\$3.03	\$3.17	\$3.22	\$3.27	\$3.32	\$3.37	\$3.37	\$3.37	\$3.41
Shawnee	2	\$2.12	\$2.31	\$2.40	\$2.50	\$2.60	\$2.69	\$2.79	\$2.88	\$2.88	\$2.88	\$2.88	\$2.98	\$3.08	\$3.27	\$3.37	\$3.37	\$3.46	\$3.82	\$3.85
Wyandotte	2	\$1.95	\$2.31	\$2.40	\$2.50	\$2.60	\$2.63	\$2.69	\$2.79	\$2.79	\$2.88	\$2.88	\$2.88	\$3.08	\$3.37	\$3.37	\$3.50	\$3.65	\$3.77	\$4.17
Allen	3	\$1.83	\$1.92	\$1.92	\$1.92	\$1.92	\$2.02	\$2.12	\$2.12	\$2.31	\$2.31	\$2.31	\$2.40	\$2.40	\$2.40	\$2.40	\$2.40	\$2.50	\$2.50	\$2.60
Anderson	3	\$1.92	\$1.97	\$2.24	\$2.40	\$2.40	\$2.43	\$2.49	\$2.50	\$2.50	\$2.55	\$2.60	\$2.60	\$2.62	\$2.70	\$2.78	\$2.86	\$2.88	\$2.88	\$3.10
Atchison	3	\$1.86	\$1.89	\$1.92	\$1.92	\$1.92	\$1.93	\$1.96	\$1.98	\$2.00	\$2.00	\$2.00	\$2.02	\$2.06	\$2.10	\$2.15	\$2.20	\$2.24	\$2.40	\$2.57
Barber	3	\$2.01	\$2.10	\$2.18	\$2.23	\$2.26	\$2.29	\$2.32	\$2.35	\$2.38	\$2.40	\$2.40	\$2.40	\$2.40	\$2.42	\$2.45	\$2.48	\$2.52	\$2.60	\$2.67
Barton	3	\$2.14	\$2.23	\$2.31	\$2.32	\$2.40	\$2.40	\$2.40	\$2.40	\$2.40	\$2.40	\$2.43	\$2.50	\$2.60	\$2.60	\$2.63	\$2.69	\$2.88	\$2.88	\$2.88
Bourbon	3	\$1.81	\$1.83	\$1.83	\$1.83	\$1.83	\$1.90	\$1.92	\$1.92	\$1.92	\$1.92	\$2.00	\$2.13	\$2.25	\$2.33	\$2.40	\$2.40	\$2.40	\$2.44	\$2.58
Brown	3	\$1.81	\$1.90	\$1.92	\$2.10	\$2.26	\$2.31	\$2.34	\$2.40	\$2.40	\$2.40	\$2.40	\$2.48	\$2.50	\$2.50	\$2.50	\$2.65	\$2.88	\$2.91	\$3.04
Chase	3	\$2.40	\$2.40	\$2.40	\$2.40	\$2.40	\$2.40	\$2.40	\$2.40	\$2.40	\$2.40	\$2.42	\$2.44	\$2.46	\$2.48	\$2.50	\$2.50	\$2.50	\$2.50	\$2.50
Chautauqua	3	\$1.47	\$1.49	\$1.51	\$1.54	\$1.56	\$1.59	\$1.61	\$1.63	\$1.66	\$1.68	\$1.71	\$1.73	\$1.75	\$1.78	\$1.80	\$1.83	\$1.85	\$1.87	\$1.90
Cherokee	3	\$1.83	\$1.92	\$1.92	\$1.92	\$2.02	\$2.31	\$2.31	\$2.35	\$2.40	\$2.40	\$2.40	\$2.40	\$2.40	\$2.40	\$2.48	\$2.50	\$2.66	\$2.87	\$2.88

County	Cost Area	5th	10th	15th	20th	25th	30th	35th	40th	45th	50th	55th	60th	65th	70th	75th	80th	85th	90th	95th
Cheyenne	3	\$2.17	\$2.23	\$2.29	\$2.35	\$2.40	\$2.42	\$2.44	\$2.46	\$2.48	\$2.50	\$2.55	\$2.60	\$2.65	\$2.70	\$2.75	\$2.75	\$2.75	\$2.75	\$2.75
Clark	3	\$2.50	\$2.50	\$2.50	\$2.50	\$2.50	\$2.50	\$2.50	\$2.50	\$2.50	\$2.50	\$2.50	\$2.50	\$2.50	\$2.50	\$2.50	\$2.50	\$2.50	\$2.50	\$2.50
Clay	3	\$2.12	\$2.14	\$2.25	\$2.31	\$2.31	\$2.36	\$2.40	\$2.40	\$2.40	\$2.40	\$2.40	\$2.40	\$2.50	\$2.50	\$2.50	\$2.54	\$2.75	\$2.88	\$2.88
Cloud	3	\$1.92	\$1.92	\$1.97	\$2.09	\$2.21	\$2.26	\$2.30	\$2.31	\$2.31	\$2.40	\$2.40	\$2.40	\$2.40	\$2.40	\$2.40	\$2.50	\$2.65	\$2.88	\$2.88
Coffey	3	\$2.08	\$2.23	\$2.34	\$2.40	\$2.40	\$2.43	\$2.49	\$2.54	\$2.59	\$2.74	\$2.88	\$2.88	\$2.88	\$2.88	\$2.88	\$2.88	\$3.05	\$3.32	\$4.01
Comanche	3	\$1.92	\$1.92	\$1.92	\$1.92	\$1.92	\$1.92	\$1.92	\$1.92	\$1.92	\$1.92	\$1.92	\$1.92	\$1.92	\$1.92	\$1.92	\$1.92	\$1.92	\$1.92	\$1.92
Cowley	3	\$1.84	\$1.92	\$1.92	\$2.02	\$2.12	\$2.24	\$2.31	\$2.40	\$2.40	\$2.40	\$2.40	\$2.40	\$2.42	\$2.57	\$2.69	\$2.69	\$2.88	\$2.88	\$2.88
Crawford	3	\$1.73	\$1.92	\$1.92	\$1.92	\$1.92	\$2.12	\$2.12	\$2.17	\$2.21	\$2.31	\$2.31	\$2.31	\$2.31	\$2.40	\$2.40	\$2.48	\$2.50	\$2.63	\$2.88
Decatur	3	\$2.06	\$2.12	\$2.18	\$2.25	\$2.31	\$2.31	\$2.31	\$2.31	\$2.31	\$2.31	\$2.37	\$2.42	\$2.48	\$2.54	\$2.60	\$2.62	\$2.63	\$2.65	\$2.67
Dickinson	3	\$2.12	\$2.12	\$2.12	\$2.19	\$2.21	\$2.31	\$2.35	\$2.40	\$2.40	\$2.40	\$2.44	\$2.63	\$2.69	\$2.77	\$2.88	\$2.88	\$2.92	\$3.10	\$3.40
Doniphan	3	\$1.74	\$1.84	\$1.92	\$1.92	\$1.92	\$1.92	\$1.92	\$1.92	\$2.00	\$2.16	\$2.33	\$2.41	\$2.43	\$2.44	\$2.46	\$2.48	\$2.50	\$2.90	\$3.37
Edwards	3	\$2.04	\$2.16	\$2.28	\$2.40	\$2.40	\$2.40	\$2.40	\$2.40	\$2.40	\$2.40	\$2.40	\$2.40	\$2.40	\$2.40	\$2.40	\$2.40	\$2.45	\$2.50	\$2.55
Elk	3	\$1.75	\$1.77	\$1.79	\$1.81	\$1.83	\$1.85	\$1.87	\$1.88	\$1.90	\$1.92	\$1.92	\$1.92	\$1.92	\$1.92	\$1.92	\$1.92	\$1.92	\$1.92	\$1.92
Ellsworth	3	\$1.92	\$1.92	\$1.99	\$2.08	\$2.12	\$2.12	\$2.13	\$2.17	\$2.22	\$2.26	\$2.30	\$2.35	\$2.39	\$2.43	\$2.48	\$2.50	\$2.50	\$2.54	\$2.71
Finney	3	\$1.92	\$1.92	\$2.12	\$2.21	\$2.31	\$2.31	\$2.31	\$2.40	\$2.40	\$2.40	\$2.40	\$2.50	\$2.50	\$2.60	\$2.60	\$2.69	\$2.69	\$2.79	\$3.08
Ford	3	\$1.92	\$1.92	\$1.92	\$2.04	\$2.12	\$2.15	\$2.29	\$2.40	\$2.40	\$2.40	\$2.44	\$2.50	\$2.62	\$2.75	\$2.88	\$2.88	\$2.88	\$2.92	\$3.13
Franklin	3	\$2.06	\$2.38	\$2.40	\$2.44	\$2.50	\$2.50	\$2.54	\$2.60	\$2.60	\$2.64	\$2.69	\$2.71	\$2.84	\$2.88	\$2.88	\$2.95	\$3.07	\$3.08	\$3.26
Gove	3	\$1.63	\$1.75	\$1.88	\$1.92	\$1.92	\$1.92	\$1.93	\$1.96	\$1.99	\$2.02	\$2.13	\$2.25	\$2.37	\$2.42	\$2.45	\$2.48	\$2.52	\$2.58	\$2.63
Graham	3	\$1.67	\$1.70	\$1.74	\$1.81	\$1.88	\$1.92	\$1.92	\$1.92	\$1.93	\$1.96	\$1.99	\$2.08	\$2.22	\$2.36	\$2.40	\$2.40	\$2.40	\$2.43	\$2.47
Grant	3	\$1.92	\$1.93	\$1.97	\$2.00	\$2.01	\$2.05	\$2.10	\$2.12	\$2.12	\$2.12	\$2.12	\$2.12	\$2.12	\$2.12	\$2.19	\$2.35	\$2.40	\$2.40	\$2.56
Gray	3	\$1.95	\$1.98	\$2.01	\$2.12	\$2.23	\$2.31	\$2.31	\$2.31	\$2.32	\$2.36	\$2.39	\$2.50	\$2.67	\$2.84	\$2.88	\$2.88	\$2.88	\$2.91	\$2.95
Greeley	3	\$2.77	\$2.79	\$2.81	\$2.83	\$2.85	\$2.87	\$2.88	\$2.88	\$2.88	\$2.88	\$2.88	\$2.88	\$2.88	\$2.88	\$2.88	\$2.88	\$2.88	\$2.88	\$2.88
Greenwood	3	\$1.92	\$1.92	\$1.92	\$1.92	\$1.92	\$1.92	\$1.92	\$1.92	\$1.95	\$2.02	\$2.09	\$2.15	\$2.22	\$2.29	\$2.31	\$2.31	\$2.31	\$2.37	\$2.43
Hamilton	3	\$1.92	\$1.92	\$1.92	\$1.92	\$1.92	\$1.92	\$1.92	\$1.92	\$1.92	\$1.92	\$1.97	\$2.02	\$2.07	\$2.12	\$2.16	\$2.21	\$2.26	\$2.31	\$2.36
Harper	3	\$2.34	\$2.38	\$2.40	\$2.40	\$2.40	\$2.41	\$2.45	\$2.48	\$2.52	\$2.56	\$2.60	\$2.72	\$2.89	\$3.07	\$3.12	\$3.12	\$3.12	\$3.12	\$3.12
Haskell	3	\$1.95	\$1.97	\$2.00	\$2.02	\$2.04	\$2.07	\$2.09	\$2.12	\$2.14	\$2.16	\$2.19	\$2.21	\$2.24	\$2.26	\$2.28	\$2.31	\$2.33	\$2.36	\$2.38
Hodgeman	3	\$2.40	\$2.40	\$2.40	\$2.40	\$2.40	\$2.40	\$2.40	\$2.40	\$2.40	\$2.40	\$2.40	\$2.40	\$2.40	\$2.40	\$2.40	\$2.40	\$2.40	\$2.40	\$2.40
Jackson	3	\$2.35	\$2.40	\$2.40	\$2.40	\$2.40	\$2.44	\$2.58	\$2.62	\$2.81	\$2.88	\$2.88	\$2.88	\$2.88	\$3.00	\$3.08	\$3.25	\$3.52	\$3.77	\$3.85
Jewell	3	\$1.93	\$1.95	\$1.96	\$1.97	\$1.98	\$1.99	\$2.00	\$2.00	\$2.00	\$2.00	\$2.00	\$2.00	\$2.00	\$2.01	\$2.03	\$2.05	\$2.06	\$2.08	\$2.10

County	Cost Area	5th	10th	15th	20th	25th	30th	35th	40th	45th	50th	55th	60th	65th	70th	75th	80th	85th	90th	95th
Kearny	3	\$1.79	\$1.92	\$1.92	\$1.92	\$1.92	\$2.04	\$2.25	\$2.31	\$2.31	\$2.36	\$2.40	\$2.40	\$2.40	\$2.40	\$2.43	\$2.48	\$2.50	\$2.50	\$2.67
Kingman	3	\$2.35	\$2.39	\$2.40	\$2.40	\$2.40	\$2.40	\$2.42	\$2.46	\$2.50	\$2.50	\$2.50	\$2.56	\$2.63	\$2.72	\$2.83	\$2.88	\$2.88	\$2.92	\$3.09
Kiowa	3	\$2.42	\$2.43	\$2.45	\$2.46	\$2.48	\$2.49	\$2.50	\$2.50	\$2.50	\$2.50	\$2.50	\$2.50	\$2.50	\$2.54	\$2.60	\$2.65	\$2.71	\$2.77	\$2.83
Labette	3	\$1.92	\$1.92	\$1.93	\$2.05	\$2.16	\$2.22	\$2.31	\$2.31	\$2.40	\$2.40	\$2.40	\$2.40	\$2.50	\$2.50	\$2.60	\$2.60	\$2.69	\$2.75	\$2.88
Lane	3	\$2.25	\$2.30	\$2.34	\$2.38	\$2.43	\$2.47	\$2.50	\$2.50	\$2.50	\$2.50	\$2.50	\$2.50	\$2.50	\$2.50	\$2.50	\$2.50	\$2.50	\$2.50	\$2.50
Lincoln	3	\$2.40	\$2.40	\$2.40	\$2.40	\$2.40	\$2.40	\$2.40	\$2.40	\$2.40	\$2.40	\$2.40	\$2.40	\$2.40	\$2.40	\$2.40	\$2.40	\$2.40	\$2.40	\$2.40
Linn	3	\$2.07	\$2.21	\$2.31	\$2.40	\$2.40	\$2.40	\$2.40	\$2.40	\$2.45	\$2.50	\$2.55	\$2.60	\$2.64	\$2.69	\$2.79	\$2.88	\$2.88	\$2.88	\$2.88
Logan	3	\$2.11	\$2.21	\$2.31	\$2.40	\$2.45	\$2.50	\$2.60	\$2.69	\$2.69	\$2.69	\$2.79	\$2.88	\$2.88	\$2.88	\$2.88	\$2.88	\$2.88	\$2.88	\$3.13
Lyon	3	\$2.40	\$2.40	\$2.40	\$2.40	\$2.50	\$2.50	\$2.60	\$2.60	\$2.67	\$2.79	\$2.88	\$2.88	\$2.88	\$2.88	\$2.88	\$2.88	\$2.88	\$3.10	\$3.17
Marion	3	\$1.92	\$2.08	\$2.20	\$2.27	\$2.32	\$2.35	\$2.38	\$2.40	\$2.40	\$2.40	\$2.42	\$2.48	\$2.54	\$2.61	\$2.67	\$2.69	\$2.70	\$2.73	\$2.80
Marshall	3	\$1.91	\$1.92	\$1.92	\$1.92	\$2.07	\$2.18	\$2.28	\$2.31	\$2.40	\$2.40	\$2.40	\$2.40	\$2.40	\$2.40	\$2.40	\$2.52	\$2.60	\$2.60	\$2.79
McPherson	3	\$1.92	\$2.12	\$2.31	\$2.31	\$2.31	\$2.40	\$2.40	\$2.40	\$2.40	\$2.40	\$2.50	\$2.50	\$2.50	\$2.60	\$2.79	\$2.88	\$2.98	\$3.08	\$3.37
Meade	3	\$1.92	\$1.92	\$1.92	\$1.92	\$2.04	\$2.16	\$2.28	\$2.40	\$2.40	\$2.40	\$2.40	\$2.40	\$2.43	\$2.45	\$2.48	\$2.50	\$2.55	\$2.60	\$2.64
Mitchell	3	\$1.87	\$1.90	\$1.96	\$2.04	\$2.12	\$2.12	\$2.12	\$2.21	\$2.41	\$2.60	\$2.71	\$2.83	\$2.88	\$2.88	\$2.88	\$2.93	\$2.98	\$3.00	\$3.00
Montgomery	3	\$1.92	\$1.92	\$1.92	\$1.94	\$2.04	\$2.21	\$2.25	\$2.31	\$2.31	\$2.36	\$2.40	\$2.40	\$2.40	\$2.40	\$2.60	\$2.60	\$2.60	\$2.87	\$3.00
Morris	3	\$1.98	\$2.04	\$2.10	\$2.13	\$2.16	\$2.19	\$2.23	\$2.29	\$2.35	\$2.40	\$2.40	\$2.40	\$2.40	\$2.40	\$2.40	\$2.40	\$2.42	\$2.48	\$2.54
Morton	3	\$1.97	\$2.02	\$2.07	\$2.12	\$2.16	\$2.21	\$2.26	\$2.31	\$2.36	\$2.40	\$2.43	\$2.46	\$2.49	\$2.52	\$2.55	\$2.58	\$2.61	\$2.63	\$2.66
Nemaha	3	\$1.95	\$2.17	\$2.31	\$2.31	\$2.38	\$2.40	\$2.41	\$2.52	\$2.63	\$2.69	\$2.69	\$2.69	\$2.69	\$2.71	\$2.88	\$2.88	\$2.88	\$2.88	\$3.13
Neosho	3	\$1.48	\$1.54	\$1.55	\$1.63	\$1.73	\$1.92	\$1.92	\$1.92	\$1.92	\$1.92	\$1.92	\$2.15	\$2.21	\$2.29	\$2.40	\$2.40	\$2.40	\$2.40	\$2.60
Ness	3	\$2.30	\$2.36	\$2.41	\$2.44	\$2.48	\$2.50	\$2.50	\$2.50	\$2.50	\$2.50	\$2.50	\$2.50	\$2.50	\$2.50	\$2.55	\$2.62	\$2.68	\$2.86	\$3.05
Norton	3	\$2.33	\$2.40	\$2.40	\$2.40	\$2.40	\$2.40	\$2.45	\$2.50	\$2.55	\$2.60	\$2.64	\$2.69	\$2.79	\$2.88	\$2.88	\$2.88	\$2.88	\$2.88	\$2.88
Osage	3	\$1.92	\$1.92	\$1.92	\$1.92	\$2.00	\$2.11	\$2.12	\$2.12	\$2.15	\$2.26	\$2.37	\$2.40	\$2.40	\$2.40	\$2.40	\$2.44	\$2.57	\$2.73	\$2.87
Osborne	3	\$1.95	\$1.98	\$2.01	\$2.10	\$2.19	\$2.27	\$2.32	\$2.37	\$2.40	\$2.40	\$2.40	\$2.42	\$2.46	\$2.49	\$2.50	\$2.50	\$2.50	\$2.58	\$2.66
Ottawa	3	\$2.12	\$2.19	\$2.21	\$2.33	\$2.40	\$2.40	\$2.40	\$2.40	\$2.40	\$2.40	\$2.49	\$2.50	\$2.50	\$2.62	\$2.69	\$2.69	\$2.75	\$2.94	\$3.20
Pawnee	3	\$1.92	\$1.92	\$1.92	\$1.92	\$1.97	\$2.06	\$2.12	\$2.12	\$2.12	\$2.16	\$2.21	\$2.23	\$2.24	\$2.33	\$2.44	\$2.50	\$2.50	\$2.55	\$2.77
Phillips	3	\$1.54	\$1.90	\$1.92	\$1.92	\$1.92	\$1.92	\$1.92	\$1.92	\$1.92	\$1.92	\$2.04	\$2.17	\$2.35	\$2.40	\$2.40	\$2.46	\$2.52	\$2.58	\$2.60
Pratt	3	\$1.92	\$1.94	\$1.98	\$2.00	\$2.00	\$2.24	\$2.40	\$2.40	\$2.40	\$2.40	\$2.40	\$2.42	\$2.48	\$2.50	\$2.50	\$2.56	\$2.62	\$2.67	\$2.72
Rawlins	3	\$2.50	\$2.60	\$2.69	\$2.79	\$2.88	\$2.88	\$2.88	\$2.88	\$2.88	\$2.88	\$2.88	\$2.88	\$2.88	\$2.88	\$2.88	\$2.88	\$2.88	\$2.88	\$2.88
Reno	3	\$1.92	\$2.00	\$2.12	\$2.12	\$2.12	\$2.31	\$2.40	\$2.40	\$2.40	\$2.50	\$2.57	\$2.69	\$2.88	\$2.88	\$2.88	\$2.88	\$3.06	\$3.08	\$3.23

County	Cost Area	5th	10th	15th	20th	25th	30th	35th	40th	45th	50th	55th	60th	65th	70th	75th	80th	85th	90th	95th
Republic	3	\$1.88	\$1.98	\$2.00	\$2.00	\$2.08	\$2.18	\$2.22	\$2.26	\$2.32	\$2.40	\$2.40	\$2.48	\$2.50	\$2.50	\$2.50	\$2.57	\$2.77	\$3.00	\$3.01
Rice	3	\$1.97	\$2.01	\$2.05	\$2.10	\$2.14	\$2.18	\$2.22	\$2.25	\$2.28	\$2.31	\$2.34	\$2.37	\$2.39	\$2.40	\$2.40	\$2.40	\$2.40	\$2.40	\$2.40
Rooks	3	\$2.12	\$2.12	\$2.15	\$2.19	\$2.27	\$2.34	\$2.39	\$2.40	\$2.40	\$2.45	\$2.50	\$2.56	\$2.60	\$2.63	\$2.67	\$2.73	\$2.80	\$2.87	\$2.94
Russell	3	\$1.92	\$1.92	\$2.00	\$2.13	\$2.21	\$2.22	\$2.24	\$2.25	\$2.28	\$2.40	\$2.48	\$2.62	\$2.73	\$2.79	\$2.79	\$2.87	\$2.94	\$3.02	\$3.10
Saline	3	\$2.23	\$2.34	\$2.40	\$2.40	\$2.40	\$2.50	\$2.50	\$2.60	\$2.60	\$2.69	\$2.85	\$2.88	\$2.88	\$2.88	\$2.88	\$3.08	\$3.08	\$3.27	\$3.37
Sheridan	3	\$2.12	\$2.12	\$2.13	\$2.23	\$2.33	\$2.40	\$2.40	\$2.40	\$2.40	\$2.40	\$2.40	\$2.40	\$2.40	\$2.40	\$2.40	\$2.40	\$2.40	\$2.49	\$2.59
Sherman	3	\$1.92	\$1.93	\$1.97	\$2.02	\$2.09	\$2.14	\$2.20	\$2.29	\$2.39	\$2.40	\$2.41	\$2.46	\$2.50	\$2.50	\$2.50	\$2.50	\$2.50	\$2.50	\$2.67
Smith	3	\$2.00	\$2.07	\$2.14	\$2.21	\$2.24	\$2.26	\$2.28	\$2.31	\$2.33	\$2.36	\$2.38	\$2.40	\$2.43	\$2.45	\$2.48	\$2.50	\$2.52	\$2.55	\$2.57
Stafford	3	\$2.10	\$2.13	\$2.17	\$2.24	\$2.34	\$2.44	\$2.51	\$2.54	\$2.57	\$2.60	\$2.68	\$2.77	\$2.86	\$2.88	\$2.88	\$2.88	\$2.93	\$3.08	\$3.22
Stanton	3	\$1.92	\$1.92	\$1.92	\$1.92	\$1.92	\$1.92	\$1.92	\$1.92	\$1.92	\$1.92	\$1.92	\$1.92	\$1.92	\$1.92	\$1.92	\$1.92	\$1.92	\$1.92	\$1.92
Stevens	3	\$2.04	\$2.08	\$2.12	\$2.16	\$2.20	\$2.24	\$2.28	\$2.32	\$2.36	\$2.40	\$2.45	\$2.50	\$2.55	\$2.60	\$2.64	\$2.69	\$2.74	\$2.79	\$2.84
Sumner	3	\$1.87	\$1.92	\$2.05	\$2.12	\$2.14	\$2.28	\$2.31	\$2.31	\$2.40	\$2.40	\$2.40	\$2.40	\$2.40	\$2.43	\$2.50	\$2.69	\$2.82	\$2.93	\$3.44
Thomas	3	\$1.92	\$2.22	\$2.30	\$2.31	\$2.38	\$2.40	\$2.40	\$2.40	\$2.40	\$2.40	\$2.44	\$2.53	\$2.63	\$2.71	\$2.78	\$2.88	\$2.88	\$2.88	\$2.89
Trego	3	\$2.91	\$2.91	\$2.92	\$2.92	\$2.93	\$2.93	\$2.94	\$2.94	\$2.95	\$2.95	\$2.96	\$2.96	\$2.97	\$2.97	\$2.98	\$2.98	\$2.99	\$2.99	\$3.00
Wabaunsee	3	\$2.00	\$2.08	\$2.15	\$2.23	\$2.31	\$2.33	\$2.35	\$2.37	\$2.38	\$2.40	\$2.50	\$2.60	\$2.69	\$2.79	\$2.88	\$2.88	\$2.88	\$2.88	\$2.88
Wallace	3	\$2.68	\$2.70	\$2.72	\$2.73	\$2.75	\$2.77	\$2.78	\$2.80	\$2.82	\$2.83	\$2.85	\$2.87	\$2.88	\$2.90	\$2.92	\$2.93	\$2.95	\$2.97	\$2.98
Washington	3	\$1.92	\$1.92	\$1.92	\$1.92	\$1.92	\$1.98	\$2.02	\$2.10	\$2.20	\$2.21	\$2.40	\$2.40	\$2.40	\$2.40	\$2.40	\$2.46	\$2.77	\$2.88	\$2.94
Wilson	3	\$1.82	\$1.90	\$1.92	\$1.92	\$1.92	\$1.92	\$1.92	\$1.92	\$1.92	\$1.92	\$1.92	\$1.92	\$1.92	\$1.92	\$1.92	\$2.00	\$2.17	\$2.32	\$2.36
Woodson	3	\$2.00	\$2.08	\$2.15	\$2.23	\$2.31	\$2.33	\$2.35	\$2.37	\$2.38	\$2.40	\$2.45	\$2.50	\$2.55	\$2.60	\$2.64	\$2.82	\$2.99	\$3.16	\$3.33

Table 27: Full-Time Hourly Market Rate Percentiles for Licensed Homes by County and Cost Area (36-59 Months)

County	Cost Area	5th	10th	15th	20th	25th	30th	35th	40th	45th	50th	55th	60th	65th	70th	75th	80th	85th	90th	95th
Johnson	1	\$2.88	\$2.88	\$3.08	\$3.17	\$3.37	\$3.37	\$3.46	\$3.56	\$3.56	\$3.65	\$3.85	\$3.85	\$3.85	\$4.02	\$4.23	\$4.33	\$4.42	\$4.81	\$5.00
Butler	2	\$2.31	\$2.31	\$2.40	\$2.40	\$2.40	\$2.40	\$2.50	\$2.69	\$2.85	\$2.88	\$2.88	\$2.88	\$3.08	\$3.14	\$3.37	\$3.37	\$3.38	\$3.58	\$3.85
Douglas	2	\$2.21	\$2.40	\$2.60	\$2.79	\$2.88	\$2.88	\$2.88	\$2.98	\$3.16	\$3.27	\$3.37	\$3.37	\$3.46	\$3.46	\$3.61	\$3.85	\$3.85	\$4.13	\$4.33
Ellis	2	\$2.40	\$2.40	\$2.40	\$2.50	\$2.57	\$2.60	\$2.60	\$2.60	\$2.69	\$2.69	\$2.79	\$2.88	\$2.88	\$2.88	\$2.88	\$3.08	\$3.09	\$3.28	\$3.46
Geary	2	\$2.34	\$2.46	\$2.50	\$2.52	\$2.64	\$2.69	\$2.80	\$2.88	\$2.88	\$2.88	\$2.91	\$2.98	\$3.07	\$3.08	\$3.13	\$3.17	\$3.37	\$3.44	\$3.89
Harvey	2	\$2.00	\$2.19	\$2.40	\$2.40	\$2.40	\$2.40	\$2.48	\$2.52	\$2.65	\$2.88	\$2.88	\$2.88	\$2.88	\$2.94	\$3.00	\$3.17	\$3.33	\$3.56	\$3.73
Jefferson	2	\$2.22	\$2.33	\$2.40	\$2.44	\$2.52	\$2.58	\$2.60	\$2.60	\$2.60	\$2.69	\$2.80	\$2.88	\$2.88	\$2.96	\$3.11	\$3.16	\$3.17	\$3.48	\$3.82
Leavenworth	2	\$2.40	\$2.40	\$2.40	\$2.46	\$2.52	\$2.57	\$2.60	\$2.61	\$2.65	\$2.69	\$2.69	\$2.78	\$2.88	\$2.88	\$2.88	\$2.92	\$3.02	\$3.19	\$3.47
Miami	2	\$2.40	\$2.40	\$2.40	\$2.40	\$2.40	\$2.69	\$2.88	\$2.88	\$2.88	\$2.88	\$2.95	\$3.15	\$3.17	\$3.28	\$3.37	\$3.37	\$3.67	\$3.85	\$3.85
Pottawatomie	2	\$2.40	\$2.40	\$2.40	\$2.44	\$2.55	\$2.60	\$2.66	\$2.69	\$2.87	\$2.88	\$2.88	\$2.88	\$2.92	\$3.12	\$3.22	\$3.37	\$3.37	\$3.37	\$3.45
Riley	2	\$2.01	\$2.50	\$2.84	\$2.88	\$2.88	\$3.03	\$3.08	\$3.17	\$3.22	\$3.37	\$3.37	\$3.37	\$3.37	\$3.46	\$3.56	\$3.56	\$3.68	\$3.85	\$3.92
Rush	2	\$2.40	\$2.40	\$2.40	\$2.40	\$2.40	\$2.42	\$2.44	\$2.46	\$2.48	\$2.50	\$2.58	\$2.65	\$2.73	\$2.80	\$2.88	\$2.95	\$3.03	\$3.10	\$3.18
Scott	2	\$2.24	\$2.40	\$2.40	\$2.40	\$2.40	\$2.40	\$2.40	\$2.44	\$2.57	\$2.67	\$2.75	\$2.75	\$2.75	\$2.76	\$2.85	\$2.88	\$2.88	\$2.88	\$2.93
Sedgwick	2	\$2.12	\$2.31	\$2.40	\$2.43	\$2.50	\$2.60	\$2.69	\$2.88	\$2.88	\$2.88	\$2.92	\$3.08	\$3.09	\$3.27	\$3.37	\$3.37	\$3.46	\$3.61	\$3.85
Seward	2	\$2.26	\$2.40	\$2.40	\$2.40	\$2.45	\$2.50	\$2.69	\$2.88	\$2.88	\$2.88	\$2.93	\$2.98	\$2.98	\$2.98	\$3.17	\$3.37	\$3.37	\$3.37	\$3.41
Shawnee	2	\$1.92	\$2.21	\$2.40	\$2.40	\$2.50	\$2.60	\$2.69	\$2.78	\$2.88	\$2.88	\$2.88	\$2.88	\$2.88	\$3.08	\$3.17	\$3.27	\$3.37	\$3.56	\$3.85
Wyandotte	2	\$1.92	\$1.92	\$2.12	\$2.37	\$2.40	\$2.44	\$2.50	\$2.62	\$2.69	\$2.79	\$2.83	\$2.88	\$2.88	\$2.95	\$3.17	\$3.37	\$3.37	\$3.58	\$3.85
Allen	3	\$1.73	\$1.83	\$1.92	\$1.92	\$1.92	\$1.92	\$2.02	\$2.12	\$2.12	\$2.31	\$2.31	\$2.31	\$2.40	\$2.40	\$2.40	\$2.40	\$2.40	\$2.50	\$2.60
Anderson	3	\$1.92	\$1.97	\$2.24	\$2.40	\$2.40	\$2.43	\$2.49	\$2.50	\$2.50	\$2.55	\$2.60	\$2.60	\$2.62	\$2.70	\$2.78	\$2.86	\$2.88	\$2.88	\$3.10
Atchison	3	\$1.86	\$1.89	\$1.92	\$1.92	\$1.92	\$1.93	\$1.96	\$1.98	\$2.00	\$2.00	\$2.00	\$2.02	\$2.06	\$2.10	\$2.15	\$2.20	\$2.24	\$2.40	\$2.57
Barber	3	\$1.92	\$1.92	\$1.92	\$1.93	\$1.95	\$1.96	\$2.00	\$2.07	\$2.14	\$2.21	\$2.24	\$2.27	\$2.30	\$2.35	\$2.40	\$2.46	\$2.52	\$2.60	\$2.67
Barton	3	\$2.03	\$2.12	\$2.21	\$2.26	\$2.31	\$2.34	\$2.40	\$2.40	\$2.40	\$2.40	\$2.40	\$2.40	\$2.50	\$2.60	\$2.63	\$2.69	\$2.88	\$2.88	\$2.88
Bourbon	3	\$1.70	\$1.80	\$1.83	\$1.83	\$1.83	\$1.84	\$1.92	\$1.92	\$1.92	\$1.97	\$2.09	\$2.23	\$2.31	\$2.31	\$2.38	\$2.40	\$2.40	\$2.43	\$2.56
Brown	3	\$1.81	\$1.90	\$1.92	\$2.10	\$2.26	\$2.31	\$2.34	\$2.40	\$2.40	\$2.40	\$2.40	\$2.48	\$2.50	\$2.50	\$2.50	\$2.65	\$2.88	\$2.91	\$3.04
Chase	3	\$2.40	\$2.40	\$2.40	\$2.40	\$2.40	\$2.40	\$2.40	\$2.40	\$2.40	\$2.40	\$2.42	\$2.44	\$2.46	\$2.48	\$2.50	\$2.50	\$2.50	\$2.50	\$2.50
Chautauqua	3	\$1.47	\$1.49	\$1.51	\$1.54	\$1.56	\$1.59	\$1.61	\$1.63	\$1.66	\$1.68	\$1.71	\$1.73	\$1.75	\$1.78	\$1.80	\$1.83	\$1.85	\$1.87	\$1.90
Cherokee	3	\$1.83	\$1.92	\$1.92	\$1.92	\$1.97	\$2.13	\$2.21	\$2.31	\$2.35	\$2.40	\$2.40	\$2.40	\$2.40	\$2.40	\$2.40	\$2.48	\$2.50	\$2.72	\$2.88

County	Cost Area	5th	10th	15th	20th	25th	30th	35th	40th	45th	50th	55th	60th	65th	70th	75th	80th	85th	90th	95th
Cheyenne	3	\$2.17	\$2.22	\$2.27	\$2.32	\$2.38	\$2.38	\$2.39	\$2.39	\$2.40	\$2.40	\$2.42	\$2.44	\$2.46	\$2.48	\$2.50	\$2.55	\$2.60	\$2.65	\$2.70
Clark	3	\$2.50	\$2.50	\$2.50	\$2.50	\$2.50	\$2.50	\$2.50	\$2.50	\$2.50	\$2.50	\$2.50	\$2.50	\$2.50	\$2.50	\$2.50	\$2.50	\$2.50	\$2.50	\$2.50
Clay	3	\$2.12	\$2.13	\$2.19	\$2.27	\$2.31	\$2.31	\$2.31	\$2.37	\$2.40	\$2.40	\$2.40	\$2.40	\$2.40	\$2.41	\$2.50	\$2.50	\$2.55	\$2.80	\$2.88
Cloud	3	\$1.84	\$1.92	\$1.92	\$2.00	\$2.14	\$2.21	\$2.24	\$2.30	\$2.31	\$2.31	\$2.31	\$2.40	\$2.40	\$2.40	\$2.40	\$2.40	\$2.43	\$2.69	\$2.88
Coffey	3	\$2.08	\$2.23	\$2.34	\$2.40	\$2.40	\$2.43	\$2.49	\$2.50	\$2.50	\$2.55	\$2.60	\$2.65	\$2.72	\$2.83	\$2.88	\$2.88	\$3.05	\$3.32	\$4.01
Comanche	3	\$1.92	\$1.92	\$1.92	\$1.92	\$1.92	\$1.92	\$1.92	\$1.92	\$1.92	\$1.92	\$1.92	\$1.92	\$1.92	\$1.92	\$1.92	\$1.92	\$1.92	\$1.92	\$1.92
Cowley	3	\$1.83	\$1.92	\$1.92	\$1.92	\$2.06	\$2.12	\$2.12	\$2.21	\$2.36	\$2.40	\$2.40	\$2.40	\$2.40	\$2.40	\$2.50	\$2.69	\$2.88	\$2.88	\$2.88
Crawford	3	\$1.73	\$1.92	\$1.92	\$1.92	\$1.92	\$1.92	\$2.12	\$2.12	\$2.12	\$2.13	\$2.21	\$2.31	\$2.31	\$2.35	\$2.40	\$2.40	\$2.50	\$2.69	\$3.01
Decatur	3	\$2.06	\$2.12	\$2.18	\$2.25	\$2.31	\$2.31	\$2.31	\$2.31	\$2.31	\$2.31	\$2.37	\$2.42	\$2.48	\$2.54	\$2.60	\$2.62	\$2.63	\$2.65	\$2.67
Dickinson	3	\$2.12	\$2.12	\$2.12	\$2.12	\$2.21	\$2.23	\$2.35	\$2.40	\$2.40	\$2.40	\$2.40	\$2.48	\$2.60	\$2.60	\$2.69	\$2.73	\$2.88	\$3.06	\$3.25
Doniphan	3	\$1.74	\$1.84	\$1.92	\$1.92	\$1.92	\$1.92	\$1.92	\$1.92	\$2.00	\$2.16	\$2.33	\$2.41	\$2.43	\$2.44	\$2.46	\$2.48	\$2.50	\$2.79	\$3.12
Edwards	3	\$2.04	\$2.16	\$2.28	\$2.40	\$2.40	\$2.40	\$2.40	\$2.40	\$2.40	\$2.40	\$2.40	\$2.40	\$2.40	\$2.40	\$2.40	\$2.40	\$2.45	\$2.50	\$2.55
Elk	3	\$1.58	\$1.62	\$1.65	\$1.69	\$1.73	\$1.77	\$1.81	\$1.85	\$1.88	\$1.92	\$1.92	\$1.92	\$1.92	\$1.92	\$1.92	\$1.92	\$1.92	\$1.92	\$1.92
Ellsworth	3	\$1.92	\$1.92	\$1.99	\$2.08	\$2.12	\$2.12	\$2.13	\$2.17	\$2.22	\$2.26	\$2.30	\$2.35	\$2.39	\$2.43	\$2.48	\$2.50	\$2.50	\$2.54	\$2.71
Finney	3	\$1.92	\$1.92	\$2.07	\$2.12	\$2.21	\$2.31	\$2.31	\$2.40	\$2.40	\$2.40	\$2.40	\$2.50	\$2.50	\$2.50	\$2.60	\$2.60	\$2.69	\$2.69	\$3.08
Ford	3	\$1.92	\$1.92	\$1.96	\$2.12	\$2.12	\$2.15	\$2.21	\$2.33	\$2.40	\$2.40	\$2.40	\$2.40	\$2.52	\$2.65	\$2.79	\$2.83	\$2.88	\$2.88	\$2.88
Franklin	3	\$1.97	\$2.30	\$2.40	\$2.44	\$2.50	\$2.50	\$2.54	\$2.60	\$2.60	\$2.64	\$2.69	\$2.69	\$2.69	\$2.78	\$2.88	\$2.88	\$2.99	\$3.08	\$3.26
Gove	3	\$1.60	\$1.70	\$1.79	\$1.85	\$1.88	\$1.90	\$1.93	\$1.96	\$1.99	\$2.02	\$2.13	\$2.25	\$2.37	\$2.40	\$2.40	\$2.40	\$2.41	\$2.44	\$2.47
Graham	3	\$1.67	\$1.70	\$1.74	\$1.81	\$1.88	\$1.92	\$1.92	\$1.92	\$1.93	\$1.96	\$1.99	\$2.06	\$2.17	\$2.28	\$2.33	\$2.37	\$2.40	\$2.40	\$2.40
Grant	3	\$1.92	\$1.93	\$1.97	\$2.00	\$2.01	\$2.05	\$2.10	\$2.12	\$2.12	\$2.12	\$2.12	\$2.12	\$2.12	\$2.12	\$2.19	\$2.35	\$2.40	\$2.40	\$2.56
Gray	3	\$1.95	\$1.98	\$2.01	\$2.06	\$2.12	\$2.18	\$2.23	\$2.28	\$2.31	\$2.31	\$2.31	\$2.33	\$2.36	\$2.39	\$2.52	\$2.69	\$2.86	\$2.91	\$2.95
Greeley	3	\$2.77	\$2.79	\$2.81	\$2.83	\$2.85	\$2.87	\$2.88	\$2.88	\$2.88	\$2.88	\$2.88	\$2.88	\$2.88	\$2.88	\$2.88	\$2.88	\$2.88	\$2.88	\$2.88
Greenwood	3	\$1.92	\$1.92	\$1.92	\$1.92	\$1.92	\$1.92	\$1.92	\$1.92	\$1.95	\$2.02	\$2.09	\$2.15	\$2.22	\$2.29	\$2.31	\$2.31	\$2.31	\$2.37	\$2.43
Hamilton	3	\$1.92	\$1.92	\$1.92	\$1.92	\$1.92	\$1.92	\$1.92	\$1.92	\$1.92	\$1.92	\$1.97	\$2.02	\$2.07	\$2.12	\$2.16	\$2.21	\$2.26	\$2.31	\$2.36
Harper	3	\$2.33	\$2.36	\$2.39	\$2.39	\$2.40	\$2.40	\$2.40	\$2.40	\$2.42	\$2.45	\$2.49	\$2.62	\$2.84	\$3.05	\$3.12	\$3.12	\$3.12	\$3.12	\$3.12
Haskell	3	\$1.95	\$1.97	\$2.00	\$2.02	\$2.04	\$2.07	\$2.09	\$2.12	\$2.14	\$2.16	\$2.19	\$2.21	\$2.24	\$2.26	\$2.28	\$2.31	\$2.33	\$2.36	\$2.38
Hodgeman	3	\$2.40	\$2.40	\$2.40	\$2.40	\$2.40	\$2.40	\$2.40	\$2.40	\$2.40	\$2.40	\$2.40	\$2.40	\$2.40	\$2.40	\$2.40	\$2.40	\$2.40	\$2.40	\$2.40
Jackson	3	\$2.31	\$2.39	\$2.40	\$2.40	\$2.40	\$2.40	\$2.40	\$2.46	\$2.60	\$2.69	\$2.88	\$2.88	\$2.88	\$2.88	\$2.88	\$3.02	\$3.17	\$3.40	\$3.80
Jewell	3	\$1.93	\$1.95	\$1.96	\$1.97	\$1.98	\$1.99	\$2.00	\$2.00	\$2.00	\$2.00	\$2.00	\$2.00	\$2.00	\$2.01	\$2.03	\$2.05	\$2.06	\$2.08	\$2.10

County	Cost Area	5th	10th	15th	20th	25th	30th	35th	40th	45th	50th	55th	60th	65th	70th	75th	80th	85th	90th	95th
Kearny	3	\$1.79	\$1.92	\$1.92	\$1.92	\$1.92	\$1.98	\$2.09	\$2.19	\$2.30	\$2.36	\$2.40	\$2.40	\$2.40	\$2.40	\$2.43	\$2.48	\$2.50	\$2.50	\$2.67
Kingman	3	\$1.97	\$2.01	\$2.15	\$2.33	\$2.40	\$2.40	\$2.40	\$2.40	\$2.40	\$2.40	\$2.40	\$2.40	\$2.40	\$2.43	\$2.48	\$2.58	\$2.75	\$2.92	\$3.09
Kiowa	3	\$2.42	\$2.43	\$2.45	\$2.46	\$2.48	\$2.49	\$2.50	\$2.50	\$2.50	\$2.50	\$2.50	\$2.50	\$2.50	\$2.54	\$2.60	\$2.65	\$2.71	\$2.77	\$2.83
Labette	3	\$1.92	\$1.92	\$1.92	\$1.92	\$2.00	\$2.12	\$2.17	\$2.23	\$2.31	\$2.31	\$2.35	\$2.40	\$2.40	\$2.40	\$2.40	\$2.47	\$2.58	\$2.65	\$2.88
Lane	3	\$2.24	\$2.27	\$2.30	\$2.33	\$2.36	\$2.38	\$2.41	\$2.44	\$2.47	\$2.50	\$2.50	\$2.50	\$2.50	\$2.50	\$2.50	\$2.50	\$2.50	\$2.50	\$2.50
Lincoln	3	\$2.40	\$2.40	\$2.40	\$2.40	\$2.40	\$2.40	\$2.40	\$2.40	\$2.40	\$2.40	\$2.40	\$2.40	\$2.40	\$2.40	\$2.40	\$2.40	\$2.40	\$2.40	\$2.40
Linn	3	\$1.98	\$2.04	\$2.14	\$2.25	\$2.36	\$2.40	\$2.40	\$2.40	\$2.40	\$2.45	\$2.50	\$2.56	\$2.61	\$2.66	\$2.74	\$2.85	\$2.88	\$2.88	\$2.88
Logan	3	\$2.11	\$2.21	\$2.21	\$2.21	\$2.31	\$2.40	\$2.45	\$2.50	\$2.60	\$2.69	\$2.79	\$2.88	\$2.88	\$2.88	\$2.88	\$2.88	\$2.88	\$2.88	\$3.13
Lyon	3	\$2.33	\$2.40	\$2.40	\$2.40	\$2.50	\$2.52	\$2.60	\$2.60	\$2.67	\$2.74	\$2.88	\$2.88	\$2.88	\$2.88	\$2.88	\$2.88	\$2.88	\$3.10	\$3.17
Marion	3	\$1.92	\$2.08	\$2.20	\$2.27	\$2.32	\$2.35	\$2.38	\$2.40	\$2.40	\$2.40	\$2.40	\$2.40	\$2.49	\$2.61	\$2.67	\$2.69	\$2.70	\$2.73	\$2.80
Marshall	3	\$1.91	\$1.92	\$1.92	\$1.92	\$2.07	\$2.18	\$2.24	\$2.30	\$2.36	\$2.40	\$2.40	\$2.40	\$2.40	\$2.40	\$2.40	\$2.42	\$2.60	\$2.60	\$2.79
McPherson	3	\$1.92	\$1.92	\$2.12	\$2.31	\$2.31	\$2.40	\$2.40	\$2.40	\$2.40	\$2.40	\$2.50	\$2.50	\$2.50	\$2.60	\$2.60	\$2.69	\$2.79	\$2.79	\$3.08
Meade	3	\$1.92	\$1.92	\$1.92	\$1.92	\$1.92	\$1.92	\$1.92	\$1.92	\$2.04	\$2.16	\$2.28	\$2.40	\$2.40	\$2.40	\$2.40	\$2.40	\$2.48	\$2.55	\$2.62
Mitchell	3	\$1.87	\$1.90	\$1.96	\$2.04	\$2.12	\$2.12	\$2.12	\$2.21	\$2.41	\$2.60	\$2.71	\$2.83	\$2.88	\$2.88	\$2.88	\$2.93	\$2.98	\$3.00	\$3.00
Montgomery	3	\$1.92	\$1.92	\$1.92	\$1.92	\$2.00	\$2.12	\$2.21	\$2.25	\$2.31	\$2.31	\$2.40	\$2.40	\$2.40	\$2.40	\$2.57	\$2.60	\$2.60	\$2.74	\$3.00
Morris	3	\$1.97	\$2.02	\$2.07	\$2.12	\$2.14	\$2.16	\$2.19	\$2.21	\$2.26	\$2.31	\$2.36	\$2.40	\$2.40	\$2.40	\$2.40	\$2.40	\$2.40	\$2.40	\$2.40
Morton	3	\$1.92	\$1.92	\$1.92	\$1.92	\$1.92	\$1.92	\$1.92	\$1.92	\$1.92	\$1.92	\$2.00	\$2.08	\$2.15	\$2.23	\$2.31	\$2.38	\$2.46	\$2.54	\$2.62
Nemaha	3	\$1.95	\$2.17	\$2.31	\$2.31	\$2.38	\$2.40	\$2.41	\$2.52	\$2.63	\$2.69	\$2.69	\$2.69	\$2.69	\$2.71	\$2.88	\$2.88	\$2.88	\$2.88	\$3.13
Neosho	3	\$1.44	\$1.52	\$1.54	\$1.63	\$1.71	\$1.78	\$1.89	\$1.92	\$1.92	\$1.92	\$1.92	\$1.92	\$2.07	\$2.21	\$2.33	\$2.40	\$2.40	\$2.40	\$2.60
Ness	3	\$2.16	\$2.21	\$2.26	\$2.31	\$2.37	\$2.41	\$2.45	\$2.48	\$2.50	\$2.50	\$2.50	\$2.50	\$2.50	\$2.50	\$2.55	\$2.62	\$2.68	\$2.86	\$3.05
Norton	3	\$2.25	\$2.25	\$2.33	\$2.40	\$2.40	\$2.40	\$2.40	\$2.40	\$2.45	\$2.50	\$2.55	\$2.60	\$2.74	\$2.88	\$2.88	\$2.88	\$2.88	\$2.88	\$2.88
Osage	3	\$1.77	\$1.92	\$1.92	\$1.92	\$1.92	\$2.04	\$2.12	\$2.12	\$2.12	\$2.21	\$2.33	\$2.40	\$2.40	\$2.40	\$2.40	\$2.40	\$2.44	\$2.58	\$2.74
Osborne	3	\$1.95	\$1.98	\$2.01	\$2.10	\$2.19	\$2.27	\$2.32	\$2.37	\$2.40	\$2.40	\$2.40	\$2.42	\$2.46	\$2.49	\$2.50	\$2.50	\$2.50	\$2.58	\$2.66
Ottawa	3	\$1.92	\$2.00	\$2.09	\$2.12	\$2.16	\$2.21	\$2.27	\$2.40	\$2.40	\$2.40	\$2.40	\$2.40	\$2.40	\$2.46	\$2.50	\$2.50	\$2.56	\$2.73	\$2.94
Pawnee	3	\$1.92	\$1.92	\$1.92	\$1.92	\$1.97	\$2.06	\$2.12	\$2.12	\$2.12	\$2.12	\$2.12	\$2.17	\$2.23	\$2.33	\$2.44	\$2.50	\$2.50	\$2.55	\$2.77
Phillips	3	\$1.54	\$1.90	\$1.92	\$1.92	\$1.92	\$1.92	\$1.92	\$1.92	\$1.92	\$1.92	\$2.04	\$2.13	\$2.19	\$2.21	\$2.21	\$2.33	\$2.40	\$2.40	\$2.44
Pratt	3	\$1.92	\$1.94	\$1.98	\$2.16	\$2.40	\$2.40	\$2.40	\$2.40	\$2.40	\$2.40	\$2.46	\$2.50	\$2.50	\$2.50	\$2.50	\$2.56	\$2.62	\$2.67	\$2.72
Rawlins	3	\$2.50	\$2.60	\$2.69	\$2.79	\$2.88	\$2.88	\$2.88	\$2.88	\$2.88	\$2.88	\$2.88	\$2.88	\$2.88	\$2.88	\$2.88	\$2.88	\$2.88	\$2.88	\$2.88
Reno	3	\$1.92	\$1.92	\$1.94	\$2.12	\$2.12	\$2.12	\$2.39	\$2.40	\$2.40	\$2.50	\$2.50	\$2.67	\$2.71	\$2.88	\$2.88	\$2.88	\$2.88	\$3.08	\$3.11

County	Cost Area	5th	10th	15th	20th	25th	30th	35th	40th	45th	50th	55th	60th	65th	70th	75th	80th	85th	90th	95th
Republic	3	\$1.88	\$1.98	\$2.00	\$2.00	\$2.06	\$2.13	\$2.18	\$2.23	\$2.26	\$2.31	\$2.39	\$2.40	\$2.47	\$2.50	\$2.50	\$2.50	\$2.65	\$3.00	\$3.01
Rice	3	\$1.97	\$2.01	\$2.05	\$2.10	\$2.14	\$2.18	\$2.22	\$2.25	\$2.28	\$2.31	\$2.34	\$2.37	\$2.39	\$2.40	\$2.40	\$2.40	\$2.40	\$2.40	\$2.40
Rooks	3	\$1.90	\$2.12	\$2.12	\$2.13	\$2.15	\$2.21	\$2.29	\$2.35	\$2.40	\$2.40	\$2.41	\$2.46	\$2.51	\$2.57	\$2.61	\$2.63	\$2.68	\$2.74	\$2.86
Russell	3	\$1.92	\$1.92	\$2.03	\$2.15	\$2.21	\$2.22	\$2.25	\$2.25	\$2.35	\$2.45	\$2.53	\$2.62	\$2.70	\$2.78	\$2.86	\$2.88	\$2.88	\$2.91	\$3.00
Saline	3	\$2.12	\$2.31	\$2.31	\$2.40	\$2.40	\$2.40	\$2.40	\$2.46	\$2.50	\$2.50	\$2.60	\$2.60	\$2.69	\$2.80	\$2.88	\$2.88	\$2.88	\$3.05	\$3.17
Sheridan	3	\$2.12	\$2.12	\$2.13	\$2.23	\$2.33	\$2.40	\$2.40	\$2.40	\$2.40	\$2.40	\$2.40	\$2.40	\$2.40	\$2.40	\$2.40	\$2.40	\$2.40	\$2.40	\$2.40
Sherman	3	\$1.92	\$1.93	\$1.97	\$2.02	\$2.09	\$2.14	\$2.20	\$2.29	\$2.39	\$2.40	\$2.41	\$2.46	\$2.50	\$2.50	\$2.50	\$2.50	\$2.63	\$2.85	\$2.88
Smith	3	\$1.94	\$1.96	\$1.98	\$2.00	\$2.05	\$2.11	\$2.16	\$2.21	\$2.24	\$2.26	\$2.28	\$2.31	\$2.33	\$2.36	\$2.38	\$2.40	\$2.45	\$2.50	\$2.55
Stafford	3	\$1.83	\$1.93	\$2.03	\$2.08	\$2.09	\$2.11	\$2.14	\$2.23	\$2.31	\$2.40	\$2.55	\$2.69	\$2.84	\$2.88	\$2.88	\$2.88	\$2.93	\$3.08	\$3.22
Stanton	3	\$1.92	\$1.92	\$1.92	\$1.92	\$1.92	\$1.92	\$1.92	\$1.92	\$1.92	\$1.92	\$1.92	\$1.92	\$1.92	\$1.92	\$1.92	\$1.92	\$1.92	\$1.92	\$1.92
Stevens	3	\$2.04	\$2.08	\$2.12	\$2.16	\$2.20	\$2.24	\$2.28	\$2.32	\$2.36	\$2.40	\$2.45	\$2.50	\$2.55	\$2.60	\$2.64	\$2.69	\$2.74	\$2.79	\$2.84
Sumner	3	\$1.87	\$1.92	\$1.94	\$2.08	\$2.12	\$2.12	\$2.15	\$2.23	\$2.31	\$2.31	\$2.35	\$2.40	\$2.40	\$2.40	\$2.40	\$2.50	\$2.65	\$2.88	\$2.88
Thomas	3	\$1.92	\$2.22	\$2.30	\$2.31	\$2.38	\$2.40	\$2.40	\$2.40	\$2.40	\$2.40	\$2.44	\$2.53	\$2.63	\$2.71	\$2.78	\$2.88	\$2.88	\$2.88	\$2.89
Trego	3	\$2.91	\$2.91	\$2.92	\$2.92	\$2.93	\$2.93	\$2.94	\$2.94	\$2.95	\$2.95	\$2.96	\$2.96	\$2.97	\$2.97	\$2.98	\$2.98	\$2.99	\$2.99	\$3.00
Wabaunsee	3	\$1.97	\$2.02	\$2.07	\$2.12	\$2.16	\$2.19	\$2.22	\$2.25	\$2.28	\$2.31	\$2.42	\$2.54	\$2.65	\$2.77	\$2.88	\$2.88	\$2.88	\$2.88	\$2.88
Wallace	3	\$2.68	\$2.70	\$2.72	\$2.73	\$2.75	\$2.77	\$2.78	\$2.80	\$2.82	\$2.83	\$2.85	\$2.87	\$2.88	\$2.90	\$2.92	\$2.93	\$2.95	\$2.97	\$2.98
Washington	3	\$1.92	\$1.92	\$1.92	\$1.92	\$1.92	\$1.92	\$1.99	\$2.02	\$2.19	\$2.21	\$2.40	\$2.40	\$2.40	\$2.40	\$2.40	\$2.46	\$2.57	\$2.83	\$2.94
Wilson	3	\$1.82	\$1.90	\$1.92	\$1.92	\$1.92	\$1.92	\$1.92	\$1.92	\$1.92	\$1.92	\$1.92	\$1.92	\$1.92	\$1.92	\$1.92	\$1.92	\$1.92	\$1.96	\$2.11
Woodson	3	\$2.00	\$2.08	\$2.15	\$2.23	\$2.31	\$2.33	\$2.35	\$2.37	\$2.38	\$2.40	\$2.45	\$2.50	\$2.55	\$2.60	\$2.64	\$2.82	\$2.99	\$3.16	\$3.33

Table 28: Full-Time Hourly Market Rate Percentiles for Licensed Homes by County and Cost Area (60+ Months)

County	Cost Area	5th	10th	15th	20th	25th	30th	35th	40th	45th	50th	55th	60th	65th	70th	75th	80th	85th	90th	95th
Johnson	1	\$2.40	\$2.40	\$2.50	\$2.79	\$2.88	\$2.88	\$2.88	\$3.08	\$3.17	\$3.37	\$3.37	\$3.46	\$3.56	\$3.85	\$3.85	\$3.85	\$4.04	\$4.33	\$4.81
Butler	2	\$2.14	\$2.31	\$2.34	\$2.40	\$2.40	\$2.40	\$2.50	\$2.69	\$2.70	\$2.88	\$2.88	\$2.88	\$2.88	\$2.95	\$3.08	\$3.34	\$3.37	\$3.48	\$3.85
Douglas	2	\$1.92	\$2.27	\$2.40	\$2.46	\$2.55	\$2.69	\$2.82	\$2.88	\$2.90	\$3.15	\$3.27	\$3.37	\$3.37	\$3.46	\$3.56	\$3.65	\$3.85	\$4.15	\$4.33
Ellis	2	\$2.19	\$2.40	\$2.40	\$2.40	\$2.50	\$2.60	\$2.60	\$2.60	\$2.62	\$2.69	\$2.69	\$2.79	\$2.88	\$2.88	\$2.88	\$3.02	\$3.08	\$3.29	\$3.46
Geary	2	\$1.86	\$1.92	\$1.97	\$2.04	\$2.26	\$2.46	\$2.69	\$2.73	\$2.86	\$2.88	\$2.88	\$2.88	\$2.97	\$3.00	\$3.08	\$3.15	\$3.28	\$3.37	\$3.50
Harvey	2	\$1.92	\$2.06	\$2.22	\$2.35	\$2.40	\$2.40	\$2.40	\$2.40	\$2.51	\$2.64	\$2.77	\$2.88	\$2.88	\$2.88	\$2.91	\$2.99	\$3.16	\$3.42	\$3.75
Jefferson	2	\$1.95	\$2.23	\$2.34	\$2.40	\$2.40	\$2.43	\$2.49	\$2.50	\$2.59	\$2.60	\$2.60	\$2.60	\$2.63	\$2.73	\$2.84	\$2.88	\$3.06	\$3.17	\$3.78
Leavenworth	2	\$2.09	\$2.13	\$2.21	\$2.22	\$2.40	\$2.40	\$2.40	\$2.46	\$2.60	\$2.60	\$2.60	\$2.63	\$2.71	\$2.88	\$2.88	\$2.88	\$2.99	\$3.05	\$3.26
Miami	2	\$2.03	\$2.33	\$2.40	\$2.40	\$2.40	\$2.40	\$2.47	\$2.69	\$2.87	\$2.88	\$2.88	\$2.88	\$2.88	\$2.92	\$3.17	\$3.33	\$3.37	\$3.85	\$3.85
Pottawatomie	2	\$1.92	\$2.31	\$2.40	\$2.40	\$2.50	\$2.60	\$2.60	\$2.69	\$2.88	\$2.88	\$2.88	\$2.88	\$2.88	\$2.98	\$3.17	\$3.37	\$3.37	\$3.37	\$3.46
Riley	2	\$1.92	\$2.07	\$2.35	\$2.54	\$2.74	\$2.88	\$2.88	\$2.92	\$3.08	\$3.17	\$3.17	\$3.37	\$3.37	\$3.38	\$3.51	\$3.56	\$3.56	\$3.73	\$3.87
Rush	2	\$2.40	\$2.40	\$2.40	\$2.40	\$2.40	\$2.42	\$2.44	\$2.46	\$2.48	\$2.50	\$2.55	\$2.60	\$2.65	\$2.70	\$2.75	\$2.85	\$2.95	\$3.05	\$3.15
Scott	2	\$1.92	\$2.07	\$2.38	\$2.40	\$2.40	\$2.40	\$2.40	\$2.40	\$2.40	\$2.58	\$2.75	\$2.75	\$2.75	\$2.76	\$2.85	\$2.88	\$2.88	\$2.88	\$2.93
Sedgwick	2	\$1.92	\$2.12	\$2.31	\$2.40	\$2.40	\$2.50	\$2.60	\$2.69	\$2.88	\$2.88	\$2.88	\$2.98	\$3.08	\$3.13	\$3.27	\$3.37	\$3.37	\$3.56	\$3.85
Seward	2	\$2.26	\$2.40	\$2.40	\$2.40	\$2.43	\$2.45	\$2.48	\$2.50	\$2.69	\$2.88	\$2.88	\$2.88	\$2.88	\$2.88	\$3.13	\$3.37	\$3.37	\$3.37	\$3.41
Shawnee	2	\$1.92	\$1.92	\$2.09	\$2.24	\$2.40	\$2.40	\$2.40	\$2.50	\$2.60	\$2.69	\$2.88	\$2.88	\$2.88	\$2.88	\$2.93	\$3.08	\$3.27	\$3.37	\$3.62
Wyandotte	2	\$1.76	\$1.92	\$1.92	\$2.01	\$2.12	\$2.20	\$2.40	\$2.40	\$2.44	\$2.50	\$2.60	\$2.69	\$2.79	\$2.88	\$2.91	\$3.03	\$3.28	\$3.43	\$3.74
Allen	3	\$1.44	\$1.73	\$1.83	\$1.83	\$1.92	\$1.92	\$1.92	\$2.12	\$2.12	\$2.31	\$2.31	\$2.31	\$2.40	\$2.40	\$2.40	\$2.40	\$2.40	\$2.50	\$2.60
Anderson	3	\$1.92	\$1.97	\$2.24	\$2.40	\$2.40	\$2.43	\$2.49	\$2.50	\$2.50	\$2.55	\$2.60	\$2.60	\$2.62	\$2.70	\$2.78	\$2.86	\$2.88	\$2.88	\$3.10
Atchison	3	\$1.86	\$1.89	\$1.93	\$1.95	\$1.98	\$2.00	\$2.00	\$2.00	\$2.01	\$2.03	\$2.05	\$2.10	\$2.16	\$2.23	\$2.38	\$2.55	\$2.73	\$3.13	\$3.56
Barber	3	\$1.79	\$1.85	\$1.90	\$1.92	\$1.92	\$1.92	\$1.95	\$2.04	\$2.13	\$2.21	\$2.21	\$2.21	\$2.21	\$2.23	\$2.26	\$2.29	\$2.35	\$2.48	\$2.61
Barton	3	\$1.76	\$1.95	\$2.12	\$2.23	\$2.31	\$2.31	\$2.36	\$2.40	\$2.40	\$2.40	\$2.40	\$2.40	\$2.40	\$2.51	\$2.62	\$2.74	\$2.88	\$2.88	\$2.88
Bourbon	3	\$1.70	\$1.80	\$1.83	\$1.83	\$1.83	\$1.84	\$1.92	\$1.92	\$1.92	\$2.07	\$2.25	\$2.31	\$2.31	\$2.39	\$2.40	\$2.40	\$2.45	\$2.50	\$2.87
Brown	3	\$1.81	\$1.90	\$1.92	\$2.10	\$2.26	\$2.31	\$2.34	\$2.40	\$2.40	\$2.40	\$2.40	\$2.48	\$2.50	\$2.50	\$2.50	\$2.52	\$2.65	\$2.88	\$2.90
Chase	3	\$2.25	\$2.29	\$2.33	\$2.37	\$2.40	\$2.40	\$2.40	\$2.40	\$2.40	\$2.40	\$2.42	\$2.44	\$2.46	\$2.48	\$2.50	\$2.50	\$2.50	\$2.50	\$2.50
Chautauqua	3	\$1.47	\$1.49	\$1.51	\$1.54	\$1.56	\$1.59	\$1.61	\$1.63	\$1.66	\$1.68	\$1.71	\$1.73	\$1.75	\$1.78	\$1.80	\$1.83	\$1.85	\$1.87	\$1.90
Cherokee	3	\$1.73	\$1.78	\$1.84	\$1.92	\$1.92	\$1.92	\$1.92	\$1.92	\$2.10	\$2.36	\$2.40	\$2.40	\$2.40	\$2.40	\$2.40	\$2.40	\$2.49	\$2.59	\$2.87

County	Cost Area	5th	10th	15th	20th	25th	30th	35th	40th	45th	50th	55th	60th	65th	70th	75th	80th	85th	90th	95th
Cheyenne	3	\$1.53	\$1.55	\$1.58	\$1.61	\$1.63	\$1.79	\$1.94	\$2.10	\$2.25	\$2.40	\$2.42	\$2.44	\$2.46	\$2.48	\$2.50	\$2.55	\$2.60	\$2.65	\$2.70
Clark	3	\$2.50	\$2.50	\$2.50	\$2.50	\$2.50	\$2.50	\$2.50	\$2.50	\$2.50	\$2.50	\$2.50	\$2.50	\$2.50	\$2.50	\$2.50	\$2.50	\$2.50	\$2.50	\$2.50
Clay	3	\$2.12	\$2.12	\$2.14	\$2.19	\$2.28	\$2.31	\$2.31	\$2.33	\$2.40	\$2.40	\$2.40	\$2.40	\$2.40	\$2.41	\$2.50	\$2.50	\$2.55	\$2.80	\$2.88
Cloud	3	\$1.69	\$1.81	\$1.92	\$1.92	\$1.92	\$2.02	\$2.15	\$2.23	\$2.29	\$2.31	\$2.31	\$2.31	\$2.37	\$2.40	\$2.40	\$2.40	\$2.44	\$2.73	\$2.88
Coffey	3	\$2.00	\$2.07	\$2.10	\$2.13	\$2.15	\$2.21	\$2.29	\$2.35	\$2.40	\$2.40	\$2.40	\$2.40	\$2.42	\$2.47	\$2.50	\$2.50	\$2.80	\$3.28	\$4.01
Comanche	3	\$1.92	\$1.92	\$1.92	\$1.92	\$1.92	\$1.92	\$1.92	\$1.92	\$1.92	\$1.92	\$1.92	\$1.92	\$1.92	\$1.92	\$1.92	\$1.92	\$1.92	\$1.92	\$1.92
Cowley	3	\$1.63	\$1.73	\$1.92	\$1.92	\$1.92	\$1.92	\$1.92	\$1.95	\$2.12	\$2.14	\$2.30	\$2.40	\$2.40	\$2.40	\$2.40	\$2.52	\$2.60	\$2.88	\$2.88
Crawford	3	\$1.63	\$1.63	\$1.73	\$1.92	\$1.92	\$1.92	\$1.92	\$1.92	\$1.92	\$1.92	\$2.12	\$2.13	\$2.21	\$2.31	\$2.40	\$2.40	\$2.52	\$2.77	\$3.62
Decatur	3	\$2.06	\$2.12	\$2.18	\$2.25	\$2.31	\$2.31	\$2.31	\$2.31	\$2.31	\$2.31	\$2.37	\$2.42	\$2.48	\$2.54	\$2.60	\$2.62	\$2.63	\$2.65	\$2.67
Dickinson	3	\$1.95	\$2.12	\$2.12	\$2.17	\$2.21	\$2.30	\$2.40	\$2.40	\$2.40	\$2.40	\$2.40	\$2.40	\$2.59	\$2.61	\$2.69	\$2.77	\$2.88	\$3.09	\$3.25
Doniphan	3	\$1.53	\$1.59	\$1.65	\$1.75	\$1.85	\$1.92	\$1.92	\$1.92	\$1.92	\$1.92	\$1.92	\$2.03	\$2.21	\$2.39	\$2.46	\$2.48	\$2.50	\$2.79	\$3.12
Edwards	3	\$1.83	\$1.97	\$2.12	\$2.26	\$2.40	\$2.40	\$2.40	\$2.40	\$2.40	\$2.40	\$2.40	\$2.40	\$2.40	\$2.40	\$2.40	\$2.44	\$2.48	\$2.52	\$2.56
Elk	3	\$1.56	\$1.58	\$1.60	\$1.62	\$1.63	\$1.65	\$1.67	\$1.69	\$1.71	\$1.73	\$1.75	\$1.77	\$1.79	\$1.81	\$1.83	\$1.85	\$1.87	\$1.88	\$1.90
Ellsworth	3	\$1.92	\$1.92	\$1.92	\$1.92	\$1.97	\$2.06	\$2.12	\$2.12	\$2.13	\$2.21	\$2.30	\$2.35	\$2.39	\$2.43	\$2.48	\$2.50	\$2.50	\$2.54	\$2.71
Finney	3	\$1.82	\$1.92	\$1.92	\$1.92	\$1.95	\$2.05	\$2.12	\$2.31	\$2.31	\$2.40	\$2.40	\$2.40	\$2.47	\$2.50	\$2.50	\$2.54	\$2.69	\$2.71	\$2.90
Ford	3	\$1.92	\$1.92	\$1.92	\$1.92	\$2.12	\$2.12	\$2.19	\$2.33	\$2.40	\$2.40	\$2.40	\$2.40	\$2.50	\$2.56	\$2.69	\$2.79	\$2.87	\$2.88	\$2.88
Franklin	3	\$1.49	\$1.69	\$1.92	\$2.04	\$2.25	\$2.40	\$2.40	\$2.40	\$2.46	\$2.50	\$2.50	\$2.56	\$2.60	\$2.68	\$2.72	\$2.85	\$2.88	\$2.92	\$3.24
Gove	3	\$1.60	\$1.70	\$1.79	\$1.85	\$1.88	\$1.90	\$1.93	\$1.96	\$1.99	\$2.02	\$2.13	\$2.25	\$2.37	\$2.40	\$2.40	\$2.40	\$2.41	\$2.44	\$2.47
Graham	3	\$1.67	\$1.70	\$1.74	\$1.77	\$1.80	\$1.84	\$1.87	\$1.90	\$1.92	\$1.92	\$1.92	\$1.94	\$1.97	\$1.99	\$2.04	\$2.10	\$2.16	\$2.24	\$2.32
Grant	3	\$1.92	\$1.93	\$1.97	\$2.00	\$2.01	\$2.05	\$2.10	\$2.12	\$2.12	\$2.12	\$2.12	\$2.12	\$2.12	\$2.12	\$2.19	\$2.35	\$2.40	\$2.40	\$2.56
Gray	3	\$1.92	\$1.92	\$1.92	\$2.00	\$2.12	\$2.23	\$2.31	\$2.31	\$2.31	\$2.31	\$2.34	\$2.37	\$2.39	\$2.50	\$2.64	\$2.79	\$2.89	\$2.92	\$2.95
Greeley	3	\$1.83	\$1.99	\$2.15	\$2.32	\$2.48	\$2.64	\$2.76	\$2.78	\$2.80	\$2.82	\$2.84	\$2.86	\$2.88	\$2.88	\$2.88	\$2.88	\$2.88	\$2.88	\$2.88
Greenwood	3	\$1.92	\$1.92	\$1.92	\$1.92	\$1.92	\$1.92	\$1.92	\$1.92	\$1.92	\$1.92	\$1.98	\$2.04	\$2.10	\$2.15	\$2.21	\$2.27	\$2.33	\$2.38	\$2.44
Hamilton	3	\$1.92	\$1.92	\$1.92	\$1.92	\$1.92	\$1.92	\$1.92	\$1.92	\$1.92	\$1.92	\$1.92	\$1.92	\$1.92	\$1.92	\$1.92	\$1.92	\$1.92	\$1.92	\$1.92
Harper	3	\$2.33	\$2.36	\$2.39	\$2.39	\$2.40	\$2.40	\$2.40	\$2.40	\$2.42	\$2.45	\$2.49	\$2.62	\$2.84	\$3.05	\$3.12	\$3.12	\$3.12	\$3.12	\$3.12
Haskell	3	\$1.95	\$1.97	\$2.00	\$2.02	\$2.04	\$2.07	\$2.09	\$2.12	\$2.14	\$2.16	\$2.19	\$2.21	\$2.24	\$2.26	\$2.28	\$2.31	\$2.33	\$2.36	\$2.38
Hodgeman	3	\$2.40	\$2.40	\$2.40	\$2.40	\$2.40	\$2.40	\$2.40	\$2.40	\$2.40	\$2.40	\$2.40	\$2.40	\$2.40	\$2.40	\$2.40	\$2.40	\$2.40	\$2.40	\$2.40
Jackson	3	\$1.90	\$1.92	\$2.18	\$2.31	\$2.33	\$2.40	\$2.40	\$2.40	\$2.40	\$2.40	\$2.40	\$2.58	\$2.86	\$2.88	\$2.88	\$2.90	\$3.11	\$3.40	\$3.80
Jewell	3	\$1.93	\$1.95	\$1.96	\$1.97	\$1.98	\$1.99	\$2.00	\$2.00	\$2.00	\$2.00	\$2.00	\$2.00	\$2.00	\$2.01	\$2.03	\$2.05	\$2.06	\$2.08	\$2.10

County	Cost Area	5th	10th	15th	20th	25th	30th	35th	40th	45th	50th	55th	60th	65th	70th	75th	80th	85th	90th	95th
Kearny	3	\$1.66	\$1.69	\$1.71	\$1.77	\$1.88	\$1.92	\$1.92	\$1.92	\$1.92	\$2.12	\$2.31	\$2.37	\$2.40	\$2.40	\$2.43	\$2.48	\$2.50	\$2.50	\$2.67
Kingman	3	\$1.82	\$1.90	\$1.92	\$1.92	\$1.92	\$1.92	\$1.92	\$1.92	\$1.93	\$1.97	\$2.01	\$2.07	\$2.13	\$2.23	\$2.34	\$2.42	\$2.47	\$2.57	\$2.91
Kiowa	3	\$2.42	\$2.43	\$2.45	\$2.46	\$2.48	\$2.49	\$2.50	\$2.50	\$2.50	\$2.50	\$2.50	\$2.50	\$2.50	\$2.54	\$2.60	\$2.65	\$2.71	\$2.77	\$2.83
Labette	3	\$1.87	\$1.92	\$1.92	\$1.92	\$1.92	\$2.05	\$2.12	\$2.19	\$2.27	\$2.31	\$2.33	\$2.40	\$2.40	\$2.40	\$2.40	\$2.40	\$2.40	\$2.52	\$2.88
Lane	3	\$2.24	\$2.27	\$2.30	\$2.33	\$2.36	\$2.38	\$2.41	\$2.44	\$2.47	\$2.50	\$2.50	\$2.50	\$2.50	\$2.50	\$2.50	\$2.50	\$2.50	\$2.50	\$2.50
Lincoln	3	\$2.40	\$2.40	\$2.40	\$2.40	\$2.40	\$2.40	\$2.40	\$2.40	\$2.40	\$2.40	\$2.40	\$2.40	\$2.40	\$2.40	\$2.40	\$2.40	\$2.40	\$2.40	\$2.40
Linn	3	\$1.98	\$2.04	\$2.14	\$2.21	\$2.21	\$2.27	\$2.38	\$2.40	\$2.40	\$2.40	\$2.41	\$2.52	\$2.61	\$2.66	\$2.74	\$2.85	\$2.88	\$2.88	\$2.88
Logan	3	\$1.96	\$1.99	\$2.07	\$2.17	\$2.26	\$2.35	\$2.40	\$2.40	\$2.41	\$2.45	\$2.50	\$2.65	\$2.83	\$2.88	\$2.88	\$2.88	\$2.88	\$2.93	\$3.15
Lyon	3	\$2.23	\$2.35	\$2.40	\$2.40	\$2.40	\$2.50	\$2.60	\$2.60	\$2.60	\$2.69	\$2.88	\$2.88	\$2.88	\$2.88	\$2.88	\$2.88	\$2.88	\$2.88	\$3.13
Marion	3	\$1.92	\$2.08	\$2.20	\$2.26	\$2.30	\$2.31	\$2.31	\$2.33	\$2.39	\$2.40	\$2.40	\$2.40	\$2.49	\$2.61	\$2.67	\$2.69	\$2.70	\$2.73	\$2.80
Marshall	3	\$1.63	\$1.91	\$1.92	\$1.92	\$1.92	\$2.12	\$2.21	\$2.28	\$2.36	\$2.40	\$2.40	\$2.40	\$2.40	\$2.40	\$2.40	\$2.40	\$2.51	\$2.60	\$2.61
McPherson	3	\$1.92	\$1.92	\$2.12	\$2.12	\$2.31	\$2.31	\$2.31	\$2.40	\$2.40	\$2.40	\$2.40	\$2.40	\$2.40	\$2.50	\$2.50	\$2.60	\$2.60	\$2.69	\$3.08
Meade	3	\$1.92	\$1.92	\$1.92	\$1.92	\$1.92	\$1.92	\$1.92	\$1.92	\$2.04	\$2.16	\$2.28	\$2.40	\$2.40	\$2.40	\$2.40	\$2.40	\$2.48	\$2.55	\$2.62
Mitchell	3	\$1.87	\$1.90	\$1.92	\$1.92	\$1.92	\$2.00	\$2.08	\$2.21	\$2.41	\$2.60	\$2.71	\$2.83	\$2.88	\$2.88	\$2.88	\$2.93	\$2.98	\$3.00	\$3.00
Montgomery	3	\$1.83	\$1.92	\$1.92	\$1.92	\$1.92	\$1.92	\$1.92	\$1.92	\$2.12	\$2.21	\$2.31	\$2.31	\$2.31	\$2.40	\$2.40	\$2.60	\$2.60	\$2.60	\$3.00
Morris	3	\$1.98	\$2.04	\$2.10	\$2.12	\$2.12	\$2.12	\$2.13	\$2.15	\$2.18	\$2.21	\$2.27	\$2.33	\$2.38	\$2.40	\$2.40	\$2.40	\$2.40	\$2.40	\$2.40
Morton	3	\$1.49	\$1.54	\$1.59	\$1.63	\$1.68	\$1.73	\$1.78	\$1.83	\$1.87	\$1.92	\$2.00	\$2.08	\$2.15	\$2.23	\$2.31	\$2.38	\$2.46	\$2.54	\$2.62
Nemaha	3	\$1.94	\$2.15	\$2.31	\$2.31	\$2.36	\$2.40	\$2.40	\$2.48	\$2.59	\$2.69	\$2.69	\$2.69	\$2.69	\$2.69	\$2.79	\$2.88	\$2.88	\$2.88	\$3.14
Neosho	3	\$1.36	\$1.46	\$1.50	\$1.54	\$1.59	\$1.75	\$1.91	\$1.92	\$1.92	\$1.92	\$1.92	\$1.92	\$2.01	\$2.12	\$2.31	\$2.40	\$2.40	\$2.40	\$2.60
Ness	3	\$2.10	\$2.18	\$2.26	\$2.31	\$2.37	\$2.41	\$2.45	\$2.48	\$2.50	\$2.50	\$2.50	\$2.50	\$2.50	\$2.50	\$2.55	\$2.62	\$2.68	\$2.86	\$3.05
Norton	3	\$1.49	\$1.49	\$1.49	\$1.49	\$1.49	\$1.49	\$1.81	\$2.13	\$2.19	\$2.25	\$2.33	\$2.40	\$2.40	\$2.40	\$2.40	\$2.40	\$2.40	\$2.40	\$2.50
Osage	3	\$1.64	\$1.78	\$1.92	\$1.92	\$1.92	\$1.92	\$1.92	\$1.98	\$2.10	\$2.12	\$2.12	\$2.15	\$2.23	\$2.30	\$2.40	\$2.40	\$2.40	\$2.46	\$2.61
Osborne	3	\$1.95	\$1.98	\$2.01	\$2.10	\$2.19	\$2.27	\$2.32	\$2.37	\$2.40	\$2.40	\$2.40	\$2.42	\$2.46	\$2.49	\$2.50	\$2.50	\$2.50	\$2.58	\$2.66
Ottawa	3	\$1.87	\$1.92	\$1.92	\$1.92	\$1.95	\$1.99	\$2.05	\$2.12	\$2.13	\$2.21	\$2.38	\$2.40	\$2.40	\$2.40	\$2.40	\$2.40	\$2.43	\$2.50	\$2.52
Pawnee	3	\$1.66	\$1.88	\$1.92	\$1.92	\$1.92	\$1.92	\$1.95	\$2.04	\$2.12	\$2.12	\$2.12	\$2.17	\$2.23	\$2.27	\$2.29	\$2.35	\$2.43	\$2.55	\$2.77
Phillips	3	\$1.54	\$1.90	\$1.92	\$1.92	\$1.92	\$1.92	\$1.92	\$1.92	\$1.92	\$1.92	\$2.04	\$2.13	\$2.19	\$2.21	\$2.21	\$2.33	\$2.40	\$2.40	\$2.44
Pratt	3	\$1.55	\$1.92	\$1.92	\$1.95	\$2.00	\$2.24	\$2.40	\$2.40	\$2.40	\$2.40	\$2.40	\$2.40	\$2.40	\$2.44	\$2.50	\$2.56	\$2.62	\$2.67	\$2.72
Rawlins	3	\$2.50	\$2.60	\$2.69	\$2.79	\$2.88	\$2.88	\$2.88	\$2.88	\$2.88	\$2.88	\$2.88	\$2.88	\$2.88	\$2.88	\$2.88	\$2.88	\$2.88	\$2.88	\$2.88
Reno	3	\$1.65	\$1.92	\$1.92	\$2.00	\$2.12	\$2.12	\$2.12	\$2.38	\$2.40	\$2.40	\$2.50	\$2.50	\$2.64	\$2.77	\$2.88	\$2.88	\$2.88	\$3.04	\$3.08

County	Cost Area	5th	10th	15th	20th	25th	30th	35th	40th	45th	50th	55th	60th	65th	70th	75th	80th	85th	90th	95th
Republic	3	\$1.87	\$1.98	\$2.00	\$2.00	\$2.00	\$2.04	\$2.20	\$2.22	\$2.24	\$2.28	\$2.34	\$2.40	\$2.41	\$2.49	\$2.50	\$2.50	\$2.72	\$3.00	\$3.02
Rice	3	\$1.97	\$2.01	\$2.05	\$2.10	\$2.14	\$2.18	\$2.22	\$2.25	\$2.28	\$2.31	\$2.34	\$2.37	\$2.39	\$2.40	\$2.40	\$2.40	\$2.40	\$2.40	\$2.40
Rooks	3	\$1.45	\$2.01	\$2.08	\$2.12	\$2.12	\$2.13	\$2.16	\$2.22	\$2.30	\$2.36	\$2.40	\$2.40	\$2.43	\$2.54	\$2.61	\$2.63	\$2.68	\$2.74	\$2.86
Russell	3	\$1.92	\$1.92	\$2.01	\$2.10	\$2.12	\$2.13	\$2.21	\$2.21	\$2.22	\$2.24	\$2.30	\$2.44	\$2.60	\$2.68	\$2.69	\$2.75	\$2.83	\$2.88	\$2.88
Saline	3	\$1.92	\$1.94	\$2.13	\$2.31	\$2.36	\$2.40	\$2.40	\$2.40	\$2.40	\$2.40	\$2.50	\$2.50	\$2.60	\$2.69	\$2.83	\$2.88	\$2.88	\$2.88	\$3.08
Sheridan	3	\$1.83	\$1.99	\$2.12	\$2.12	\$2.12	\$2.14	\$2.25	\$2.35	\$2.40	\$2.40	\$2.40	\$2.40	\$2.40	\$2.40	\$2.40	\$2.40	\$2.40	\$2.40	\$2.40
Sherman	3	\$1.92	\$1.93	\$1.97	\$2.02	\$2.09	\$2.14	\$2.20	\$2.29	\$2.39	\$2.40	\$2.41	\$2.46	\$2.50	\$2.50	\$2.50	\$2.50	\$2.53	\$2.59	\$2.73
Smith	3	\$1.94	\$1.96	\$1.98	\$2.00	\$2.05	\$2.11	\$2.16	\$2.21	\$2.24	\$2.26	\$2.28	\$2.31	\$2.33	\$2.36	\$2.38	\$2.40	\$2.45	\$2.50	\$2.55
Stafford	3	\$1.83	\$1.93	\$2.03	\$2.08	\$2.09	\$2.11	\$2.14	\$2.23	\$2.31	\$2.40	\$2.55	\$2.69	\$2.84	\$2.88	\$2.88	\$2.88	\$2.93	\$3.08	\$3.22
Stanton	3	\$1.92	\$1.92	\$1.92	\$1.92	\$1.92	\$1.92	\$1.92	\$1.92	\$1.92	\$1.92	\$1.92	\$1.92	\$1.92	\$1.92	\$1.92	\$1.92	\$1.92	\$1.92	\$1.92
Stevens	3	\$2.04	\$2.08	\$2.12	\$2.16	\$2.20	\$2.24	\$2.28	\$2.32	\$2.36	\$2.40	\$2.45	\$2.50	\$2.55	\$2.60	\$2.64	\$2.69	\$2.74	\$2.79	\$2.84
Sumner	3	\$1.66	\$1.73	\$1.82	\$1.88	\$1.92	\$1.92	\$1.94	\$2.19	\$2.31	\$2.31	\$2.34	\$2.40	\$2.40	\$2.40	\$2.40	\$2.40	\$2.50	\$2.58	\$2.83
Thomas	3	\$1.92	\$2.22	\$2.30	\$2.31	\$2.31	\$2.38	\$2.40	\$2.40	\$2.40	\$2.40	\$2.40	\$2.40	\$2.44	\$2.56	\$2.71	\$2.78	\$2.88	\$2.88	\$2.89
Trego	3	\$2.91	\$2.91	\$2.92	\$2.92	\$2.93	\$2.93	\$2.94	\$2.94	\$2.95	\$2.95	\$2.96	\$2.96	\$2.97	\$2.97	\$2.98	\$2.98	\$2.99	\$2.99	\$3.00
Wabaunsee	3	\$1.96	\$2.00	\$2.04	\$2.08	\$2.12	\$2.17	\$2.23	\$2.29	\$2.35	\$2.40	\$2.50	\$2.60	\$2.69	\$2.79	\$2.88	\$2.88	\$2.88	\$2.88	\$2.88
Wallace	3	\$2.68	\$2.70	\$2.72	\$2.73	\$2.75	\$2.77	\$2.78	\$2.80	\$2.82	\$2.83	\$2.85	\$2.87	\$2.88	\$2.90	\$2.92	\$2.93	\$2.95	\$2.97	\$2.98
Washington	3	\$1.74	\$1.84	\$1.92	\$1.92	\$1.92	\$1.92	\$1.92	\$1.92	\$1.97	\$2.21	\$2.40	\$2.40	\$2.40	\$2.40	\$2.48	\$2.58	\$2.84	\$2.94	\$3.07
Wilson	3	\$1.82	\$1.90	\$1.92	\$1.92	\$1.92	\$1.92	\$1.92	\$1.92	\$1.92	\$1.92	\$1.92	\$1.92	\$1.92	\$1.92	\$1.92	\$1.92	\$1.92	\$1.92	\$1.92
Woodson	3	\$1.92	\$1.92	\$1.92	\$1.92	\$1.92	\$2.02	\$2.12	\$2.21	\$2.31	\$2.40	\$2.45	\$2.50	\$2.55	\$2.60	\$2.64	\$2.82	\$2.99	\$3.16	\$3.33